



KHSAA District Basketball Tournament Financial Report
 (return one copy to KHSAA by published deadlines. File separate reports if Girls and Boys
 Tournaments are held separately)

KHSAA Form BK105
 Rev 01/08

District # 1 Boys Girls Combined X Held at Fulton City Dates February 22-28

Part A	REVENUE ITEMS	Price(s)	Receipts	Totals
	Ticket Sales	\$ 5.00	\$ 8970.00	
	Broadcasting		\$ 0.00	
	Sponsorship		\$ 0.00	
	TOTAL REVENUE (1)			\$ 8970.00

Part B	EXPENSE ITEMS	Expenses	Totals
	Game Officials	\$ 1080.00	
	Trophies	\$ 550.17	
	Travel for Participating Teams	\$ 0.00	
	Other Itemized Expenses approved by majority vote of schools in tournament (provide separate listing or list on back of this form)	\$ 1705.11	
	TOTAL EXPENSES (2)		\$ 3335.28

Part C	Net Profit (Part A (1) minus Part B (2) total)		\$ 5634.72
--------	--	--	-------------------

Part D	Allowance to Host School – Maximum 15% for rental and incidental expenses unless otherwise approved by majority vote		\$ 845.21
--------	--	--	-----------

Part E	Profit Subject to Division by Schools (Part C minus Part D)		\$ 4789.51
--------	---	--	-------------------

LIST BELOW INDIVIDUAL AMOUNTS FOR DISTRICT TOURNAMENT NET PROFITS FROM PART E ABOVE, NOT INCLUDING TRAVEL EXPENSES

School	Amount	School	Amount
Fulton Independent	\$ 1197.37		
Fulton County	\$ 1197.38		
Hickman County	\$ 1197.38		
Carlisle County	\$ 1197.38		

PAID ATTENDANCE BY SESSIONS (Tickets Sold NOT money received)

BOYS		GIRLS		COMBINED	
Session	Paid	Session	Paid	Session	Paid
1				1	\$ 2100.00
2				2	\$ 2520.00
3				3	\$ 1495.00
4				4	\$ 2855.00
5					
6					
7					
Total		Total		Total	\$ 8970.00

**** NOTE ** IF ANY OTHER PLAN FOR THE DIVISION OF TOURNAMENT RECEIPTS IS USED, A MAJORITY VOTE OF THE PARTICIPATING SCHOOLS MUST BE OBTAINED, DOCUMENTED, AND SENT TO THE KHSAA.**

Tracy Gilmore
 MANAGER

Fulton City High School
 SCHOOL

(270) 472-1741
 DAYTIME PHONE

Itemized Expenses
Region 1, District 1 High School Basketball Tournament
(February 22-26, 2010)

(Expenses not accounted for on KSHAA Financial Report)

Game Workers	\$ 420.00
Cheerleader Competition Judges	150.00
Clock keeper	60.00
Manager's Fee	250.00
Assistant Manager's Fee	150.00
Hospitality Room	248.04
Tickets	24.51
Custodian	219.91
Coaches' Meal	162.83
Miscellaneous	19.82
Total Expenses	\$ 1705.11



KHSAA District Basketball Tournament Financial Report
 (return one copy to KHSAA by published deadlines. File separate reports if Girls and Boys
 Tournaments are held separately)

KHSAA Form BK105
Rev 01/06

District # 2 Boys Girls Combined Held at Lone Oak High School Dates 2/22-2/26

Part A	REVENUE ITEMS	Price(s)	Receipts	Totals
	Ticket Sales	\$5.00	\$11,725.00	
	Broadcasting			
	Sponsorship			
	TOTAL REVENUE (1)			\$11,725.00
Part B	EXPENSE ITEMS		Expenses	
	Game Officials		\$1,080.00	
	Trophies		584.85	
	Travel for Participating Teams			
	Other Itemized Expenses approved by majority vote of schools in tournament (provide separate listing or list on back of this form)		1,762.05 *	
	TOTAL EXPENSES (2)			\$3,426.90
Part C	Net Profit (Part A (1) minus Part B (2) total)			\$8,298.10
Part D	Allowance to Host School - Maximum 15% for rental and incidental expenses unless otherwise approved by majority vote		\$1,244.72	
Part E	Profit Subject to Division by Schools (Part C minus Part D)			\$7,053.38

LIST BELOW INDIVIDUAL AMOUNTS FOR DISTRICT TOURNAMENT NET PROFITS FROM PART E ABOVE, NOT INCLUDING TRAVEL EXPENSES

School	Amount	School	Amount
HEATH HIGH SCHOOL	\$1,763.35		
REIDLAND HIGH SCHOOL	\$1,763.35		
PADUCAH TILGHMAN	\$1,763.35		
LONE OAK HIGH SCHOOL	\$1,763.33		

PAID ATTENDANCE BY SESSIONS (Tickets Sold NOT money received)

BOYS			GIRLS			COMBINED		
Session	Paid		Session	Paid		Session	Paid	
1						1	400	
2						2	738	
3			3	273				
4	934							
5								
6								
7								
Total	934		Total	273		Total	1,138	

**** NOTE ** IF ANY OTHER PLAN FOR THE DIVISION OF TOURNAMENT RECEIPTS IS USED, A MAJORITY VOTE OF THE PARTICIPATING SCHOOLS MUST BE OBTAINED, DOCUMENTED, AND SENT TO THE KHSAA.**

[Signature]
MANAGER


Lone Oak High School
SCHOOL

(270) 538-4150 ext. 6225
DAYTIME PHONE

* see back

District #2
February 22, 23, 25 & 26, 2010

Tournament Workers	\$1,400.00
Basketballs	69.00
Tournament Meal	113.90
Hospitality Room	<u>179.15</u>
Total	\$1,762.05



KHSAA District Basketball Tournament Financial Report
(return one copy to KHSAA by published deadlines. File separate reports if Girls and Boys
Tournaments are held separately)

KHSAA Form BK105
Rev 01/06

District # 3 Boys Girls Combined X Held at Mayfield High School Dates 3-5-2010

Part A	REVENUE ITEMS	Price(s)	Receipts	Totals
	Ticket Sales	\$4,\$5,\$6	12665.00	
	Broadcasting			
	Sponsorship			
	TOTAL REVENUE (1)			12665.00
Part B	EXPENSE ITEMS		Expenses	
	Game Officials		1080.00	
	Trophies		307.17	
	Travel for Participating Teams			
	Other Itemized Expenses approved by majority vote of schools in tournament (provide separate listing or list on back of this form)		1864.75	
	TOTAL EXPENSES (2)			3251.92
Part C	Net Profit (Part A (1) minus Part B (2) total)			9413.08
Part D	Allowance to Host School - Maximum 15% for rental and incidental expenses unless otherwise approved by majority vote		1411.96	
Part E	Profit Subject to Division by Schools (Part C minus Part D)			8001.12

LIST BELOW INDIVIDUAL AMOUNTS FOR DISTRICT TOURNAMENT NET PROFITS FROM PART E ABOVE, NOT INCLUDING TRAVEL EXPENSES

School	Amount	School	Amount
Graves Co.	2000.28		
Ballard Memorial	2000.28		
St. Mary	2000.28		
Mayfield High School	3412.24		

PAID ATTENDANCE BY SESSIONS (Tickets Sold NOT money received)

BOYS			GIRLS			COMBINED	
Session	Paid		Session	Paid		Session	Paid
1						1	905
2						2	606
3						3	1133
4							
5							
6							
7							
Total			Total			Total	2644

**** NOTE ** IF ANY OTHER PLAN FOR THE DIVISION OF TOURNAMENT RECEIPTS IS USED, A MAJORITY VOTE OF THE PARTICIPATING SCHOOLS MUST BE OBTAINED, DOCUMENTED, AND SENT TO THE KHSAA.**

Joe Morris *Joe Morris*
MANAGER

Mayfield High School
SCHOOL

270-247-4461
DAYTIME PHONE

2010 District Tournament

Tournament Manager	150.00
Asst. Manager	100.00
Tickets	74.00
Trophys	132.17
Plaques	175.00
Officials	1,080.00
Workers - Gate	180.00
Parking - Pass Gate	75.00
Announcing	90.00
Hospitality Room	828.07
Draw Breakfast	101.72
Clean-Up	265.96
Total Expenses	3,251.92

Gate	12,665.00
-------------	------------------

Gate Less Expenses	9,413.08
MHS Portion 15%	1,411.96
Total to be divided	8,001.12

Ballard Memorial	2,000.28
Graves Co High School	2,000.28
St. Mary High School	2,000.28
Mayfield High School	3,412.24
Total	9,413.08



KHSAA District Basketball Tournament Financial Report
 (return one copy to KHSAA by published deadlines. File separate reports if Girls and Boys
 Tournaments are held separately)

KHSAA Form BK105
Rev 01/06

District # 4 Boys Girls Combined Held at Calloway County High School Dates 2/22, 2/23, 2/25, 2010

Part A	REVENUE ITEMS	Price(s)	Receipts	Totals
	Ticket Sales	\$5.00	3,084	\$15,420
	Broadcasting			
	Sponsorship			
	TOTAL REVENUE (1)			\$15,420
Part B	EXPENSE ITEMS		Expenses	
	Game Officials		\$1,080	
	Trophies		\$132.17	
	Travel for Participating Teams		\$0.00	
	Other Itemized Expenses approved by majority vote of schools in tournament (provide separate listing or list on back of this form)		\$1,903.02	
	TOTAL EXPENSES (2)			\$3,115.19
Part C	Net Profit (Part A (1) minus Part B (2) total)			\$12,304.81
Part D	Allowance to Host School - Maximum 15% for rental and incidental expenses unless otherwise approved by majority vote		\$1,845.72	
Part E	Profit Subject to Division by Schools (Part C minus Part D)			\$10,459.09

LIST BELOW INDIVIDUAL AMOUNTS FOR DISTRICT TOURNAMENT NET PROFITS FROM PART E ABOVE, NOT INCLUDING TRAVEL EXPENSES

School	Amount	School	Amount
Calloway County	\$2,614.77		
Community Christian	\$2,614.77		
Marshall County	\$2,614.77		
Murray High	\$2,614.77		

PAID ATTENDANCE BY SESSIONS (Tickets Sold NOT money received)

BOYS		GIRLS		COMBINED	
Session	Paid	Session	Paid	Session	Paid
1				1	777
2				2	1037
3				3	1270
4					
5					
6					
7					
Total		Total		Total	3084

**** NOTE ** IF ANY OTHER PLAN FOR THE DIVISION OF TOURNAMENT RECEIPTS IS USED, A MAJORITY VOTE OF THE PARTICIPATING SCHOOLS MUST BE OBTAINED, DOCUMENTED, AND SENT TO THE KHSAA.**

Josh McKeel
MANAGER

Calloway County High School
SCHOOL

(270) 762-7374 ext. 114
DAYTIME PHONE



KHSAA District Basketball Tournament Financial Report
*(return one copy to KHSAA by published deadlines. File separate reports if Girls and Boys
Tournaments are held separately)*

KHSAA Form BK105
Rev 01/06

2010 4th District Basketball Tournament Expenses

Tournament Manager/Assistant Manager Fees	\$300.00
Law Enforcement/Security	\$150.00
Calloway County Facilities Management Gate, Set up and Clean up	\$300.00
Game balls and nets	\$109.46
Clock Keepers	\$280.00
Announcer	\$100.00
All Tournament Plaques	\$140.00
Hospitality Room	\$523.56
Total	\$1,903.02



KHSAA District Basketball Tournament Financial Report
 (return one copy to KHSAA by published deadlines. File separate reports if Girls and Boys
 Tournaments are held separately)

KHSAA Form BK105
 Rev 01/08

District # 5th Boys Girls Combined Held at Crittenden Dates 2/22, 23, 25, 26-2017

Part A	REVENUE ITEMS	Price(s)	Receipts	Totals
	Ticket Sales	5.00 each	10,821.00	
	Broadcasting		0	
	Sponsorship		0	
	TOTAL REVENUE (1)			10,821.00
Part B	EXPENSE ITEMS		Expenses	
	Game Officials		1292.30	
	Trophies		581.67	
	Travel for Participating Teams		0	
	Other Itemized Expenses approved in advance by majority vote of schools in tournament (provide separate listing or list on back of this form)		1095.79	
	TOTAL EXPENSES (2)			2969.76
Part C	Net Profit (Part A (1) minus Part B (2) total)			7851.24
Part D	Allowance to Host School - Maximum 15% for rental and incidental expenses unless otherwise approved by majority vote		0	
Part E	Profit Subject to Division by Schools (Part C minus Part D)			7851.24

LIST BELOW INDIVIDUAL AMOUNTS FOR DISTRICT TOURNAMENT NET PROFITS FROM PART E ABOVE, NOT INCLUDING TRAVEL EXPENSES

School	Amount	School	Amount
Lyon	1962.81		
Livingston	1962.81		
Trigg	1962.81		
Crittenden	1962.81		

PAID ATTENDANCE BY SESSIONS (Tickets Sold NOT money received)

BOYS		GIRLS		COMBINED	
Session	Paid	Session	Paid	Session	Paid
1	3225	1	2541		
2	2630	2	2425		
3					
4					
5					
6					
7					
Total	5855	Total	4966	Total	10,821.00

**** NOTE ** IF ANY OTHER PLAN FOR THE DIVISION OF TOURNAMENT RECEIPTS IS USED, A MAJORITY VOTE OF THE PARTICIPATING SCHOOLS MUST BE OBTAINED, DOCUMENTED, AND SENT TO THE KHSAA.**

[Signature]
 MANAGER

Crittenden
 SCHOOL

270 965-2243
 DAYTIME PHONE





KHSAA District Basketball Tournament Financial Report
 (return one copy to KHSAA by published deadlines. File separate reports if Girls and Boys
 Tournaments are held separately)

KHSAA Form BK105
 Rev 01/06

District # 6th Boys Girls Combined x Held at Union County High Dates Feb 22-26 2010

Part A	REVENUE ITEMS	Price(s)	Receipts	Totals
	Ticket Sales		10,420.00	
	Broadcasting		NA	
	Sponsorship		NA	
	TOTAL REVENUE (1)			10,420.00
Part B	EXPENSE ITEMS		Expenses	
	Game Officials		819.60	
	Trophies		65.55	
	Travel for Participating Teams		NA	
	Other Itemized Expenses approved by majority vote of schools in tournament (provide separate listing or list on back of this form)		2,599.60	
TOTAL EXPENSES (2)			3,484.75	
Part C	Net Profit (Part A (1) minus Part B (2) total)			6,935.25
Part D	Allowance to Host School - Maximum 15% for rental and incidental expenses unless otherwise approved by majority vote		NA	
Part E	Profit Subject to Division by Schools (Part C minus Part D)			6,935.25

LIST BELOW INDIVIDUAL AMOUNTS FOR DISTRICT TOURNAMENT NET PROFITS FROM PART E ABOVE, NOT INCLUDING TRAVEL EXPENSES

School	Amount	School	Amount
UCHS	2,311.75		
HCHS	2,311.75		
WCHS	2,311.75		

PAID ATTENDANCE BY SESSIONS (Tickets Sold NOT money received)

BOYS		GIRLS		COMBINED	
Session	Paid	Session	Paid	Session	Paid
1		1	430	1	430
2	481			2	481
3		3	586	3	586
4	587			4	587
5					
6					
7					
Total	1068	Total	1016	Total	2084

**** NOTE ** IF ANY OTHER PLAN FOR THE DIVISION OF TOURNAMENT RECEIPTS IS USED, A MAJORITY VOTE OF THE PARTICIPATING SCHOOLS MUST BE OBTAINED, DOCUMENTED, AND SENT TO THE KHSAA.**

David White
 MANAGER

Union County High School
 SCHOOL

270-389-1454
 DAYTIME PHONE

Itemize Expenses

6th District Basketball

1 All District/Cheer trophies	\$688.00
2 Security	\$ 600.00
3 Parking	\$ 200.00
4 Gate Workers	\$ 200.00
5 Tournament manager	\$ 400.00
6 Cheer Judges	\$ 311.60
7 Scorer	\$ 100.00
8 Timer	\$ 100.00

\$2,599.60



KHSAA District Basketball Tournament Financial Report
 (return one copy to KHSAA by published deadlines. File separate reports if Girls and Boys
 Tournaments are held separately)

KHSAA Form BK105
 Rev 01/08

District # 774 Boys Girls Combined Held at Hopkins Co. HS Dates

Part A	REVENUE ITEMS	Price(s)	Receipts	Totals
	Ticket Sales	5.00	8700	
	Broadcasting			
	Sponsorship			
	TOTAL REVENUE (1)			8700
Part B	EXPENSE ITEMS		Expenses	
	Game Officials		1176.90	
	Trophies		127.90	
	Travel for Participating Teams			
	Other Itemized Expenses approved by majority vote of schools in tournament (provide separate listing or list on back of this form)		2608.20	
	TOTAL EXPENSES (2)			3913
Part C	Net Profit (Part A (1) minus Part B (2) total)			4787
Part D	Allowance to Host School - Maximum 15% for rental and incidental expenses unless otherwise approved by majority vote			
Part E	Profit Subject to Division by Schools (Part C minus Part D)			4787

LIST BELOW INDIVIDUAL AMOUNTS FOR DISTRICT TOURNAMENT NET PROFITS FROM PART E ABOVE, NOT INCLUDING TRAVEL EXPENSES

School	Amount	School	Amount
Hopkins County Central	1196.75		
Madisonville	1196.75		
Caldwell County	1196.75		
Dawson Springs	1196.75		

PAID ATTENDANCE BY SESSIONS (Tickets Sold NOT money received)

BOYS			GIRLS			COMBINED		
Session	Paid		Session	Paid		Session	Paid	
1	407							
2	454							
3	878							
4								
5								
6								
7								
Total	1740		Total			Total		

**** NOTE ** IF ANY OTHER PLAN FOR THE DIVISION OF TOURNAMENT RECEIPTS IS USED, A MAJORITY VOTE OF THE PARTICIPATING SCHOOLS MUST BE OBTAINED, DOCUMENTED, AND SENT TO THE KHSAA.**

Nancy Wells
 MANAGER

Hopkins County Central
 SCHOOL

270-825-6133
 DAYTIME PHONE



KHSAA District Basketball Tournament Financial Report
 (return one copy to KHSAA by published deadlines. File separate reports if Girls and Boys
 Tournaments are held separately)

KHSAA Form BK105
Rev 01/06

District # 8 Boys Girls Combined X Held at Hopkinsville HS Dates Feb 22-25

Part A	REVENUE ITEMS	Price(s)	Receipts	Totals
	Ticket Sales	\$7/5	\$14,374	
	Broadcasting			
	Sponsorship			
	TOTAL REVENUE (1)			\$14,374
Part B	EXPENSE ITEMS		Expenses	
	Game Officials		\$1,267.40	
	Trophies		\$369.90	
	Travel for Participating Teams			
	Other Itemized Expenses approved in advance by majority vote of schools in tournament (provide separate listing or list on back of this form)		\$3402.78	
	TOTAL EXPENSES (2)			\$5040.08
Part C	Net Profit (Part A (1) minus Part B (2) total)			\$9333.92
Part D	Allowance to Host School - Maximum 15% for rental and incidental expenses unless otherwise approved by majority vote		\$2156.10	
Part E	Profit Subject to Division by Schools (Part C minus Part D)			\$7177.82

LIST BELOW INDIVIDUAL AMOUNTS FOR DISTRICT TOURNAMENT NET PROFITS FROM PART E ABOVE, NOT INCLUDING TRAVEL EXPENSES

School	Amount	School	Amount
Christian County	\$1794.46		
Ft Campbell	\$1794.46		
Hopkinsville	\$1794.46		
University Heights	\$1794.46		

PAID ATTENDANCE BY SESSIONS (Tickets Sold NOT money received)

BOYS		GIRLS		COMBINED	
Session	Paid	Session	Paid	Session	Paid
1		1	336		
2	929				
3				3	1190
4					
5					
6					
7					
Total	929	Total	336	Total	1190

**** NOTE ** IF ANY OTHER PLAN FOR THE DIVISION OF TOURNAMENT RECEIPTS IS USED, A MAJORITY VOTE OF THE PARTICIPATING SCHOOLS MUST BE OBTAINED, DOCUMENTED, AND SENT TO THE KHSAA.**

Mike Marciano
MANAGER

Ft Campbell
SCHOOL

931-431-5056
DAYTIME PHONE



KHSAA District Basketball Tournament Financial Report
 (return one copy to KHSAA by published deadlines. File separate reports if Girls and Boys
 Tournaments are held separately)

KHSAA Form BK105
Rev 01/06

District # 9th Combined X Held at Apollo High School Dates February 22,23, 24,25 & 26

Part A	REVENUE ITEMS	Price(s)	Receipts	Totals
	Ticket Sales All Tickets-General Admission (no student price)	\$5.00	\$ 21,893.00	
	Broadcasting		N/A	
	Sponsorship		N/A	
	TOTAL REVENUE (1)			\$ 21,893.00
Part B	EXPENSE ITEMS – See Attached Document			
	Game Officials		\$ 1,261.35	
	Trophies (10 boys all-district/10 girls/ 4 cheer/4 team trophies)		\$ 352.90	
	Travel for Participating Teams		N/A	
	Other Itemized Expenses approved by majority vote of schools in tournament (provide separate listing or list on back of this form)		\$ 3,316.65	
	TOTAL EXPENSES (2)			\$ 4,930.90
Part C	Net Profit (Part A (1) minus Part B (2) total)			\$ 16,962.10
Part D	Allowance to Host School - Maximum 15% for rental and incidental expenses unless otherwise approved by majority vote		\$ 2,544.32	
Part E	Profit Subject to Division by Schools (Part C minus Part D)			\$ 14,417.78

LIST BELOW INDIVIDUAL AMOUNTS FOR DISTRICT TOURNAMENT NET PROFITS FROM PART E ABOVE, NOT INCLUDING TRAVEL EXPENSES

School	Amount
Apollo	\$ 3,604.43
Daviess County	\$ 3,604.45
Owensboro	\$ 3,604.45
Owesnboro Catholic	\$ 3,604.45

PAID ATTENDANCE BY SESSIONS (Tickets Sold NOT money received)

BOYS		GIRLS	
Session	Paid	Session	Paid
xxx	xxx	Feb 22	692
Feb 23	1,013	xxx	xxx
Feb 24	860	xxx	xxx
xxx	xxx	Feb 25	642
Feb 26	1,172	xxx	xxx
Total	3,045	Total	1,334

**** NOTE ** IF ANY OTHER PLAN FOR THE DIVISION OF TOURNAMENT RECEIPTS IS USED, A MAJORITY VOTE OF THE PARTICIPATING SCHOOLS MUST BE OBTAINED, DOCUMENTED, AND SENT TO THE KHSAA.**

Jon Boulbyhouse

Apollo High School

(270) 852-7100

MANAGER

SCHOOL

DAYTIME PHONE

2010 9th District Boys & Girls Basketball Tournament Itemized Actual Expenses

Personnel

• Officials	<i>(\$55 per game - \$165 per 3-man crew – 6 games)</i>	\$ 990.00
• Official's Mileage	<i>(one car per crew, \$.35 per mile)</i>	\$ 271.35
• Clock Keeper/Official Book/Announcer	<i>(\$15 per person for 3 – 6 games)</i>	\$ 281.25
• Security	<i>(Used school resource officers from each school: 4-boys & 2-girls)</i>	\$ 2,379.00
• KAPOS In-Game Judges	<i>(\$148 for 2 judges for 2 games)</i>	\$ 296.00
• Tournament Manager's Fee		\$ 257.50
Total Personnel Expenses		\$ 4,475.10

Trophies

• Boy's Runner-up Trophy & Girl's Runner-Up Trophy		\$ 108.00
• Shipping		\$ 19.90
• Boys All District Team (10 members)		\$ 80.00
• Girls All District Team (10 members)		\$ 80.00
• Boys Cheerleaders KAPOS In Game (Champ & Runner-up)		\$ 32.50
• Boys Cheerleaders KAPOS In Game (Champ & Runner-up)		\$ 32.50
Total Trophy Expenses		\$ 352.90

Balls & Nets

• Replacement Nets		\$ 25.00
• 1 Rawlings boys ball		\$ 38.95
• 1 Rawlings girls ball		\$ 38.95
Total Ball & Net Expenses		\$ 102.90

Total Actual Expenses: \$4,930.90

Actual Revenue / Host Share / Alloted School Share

• Ticket Cost – \$5 All seats general admission per session		
○ Mon-Feb 22 (girls)	\$3,458.00	Total Girls Gate: \$6,668.00
○ Tues-Feb 23 (boys)	\$5,065.00	
○ Wed-Feb 24 (boys)	\$4,300.00	Total Boys Gate: \$15,225.00
○ Thur-Feb 25 (girls)	\$3,210.00	
○ Fri-Feb 26 (boys)	\$5,860.00	
		Total Gross Revenue: \$21,893.00

- Net Profit: \$21,893.00 – \$4,930.90 = **\$16,962.10 (Net Profit)**
- Host School 15% of Net Profit: \$16,962.10 x .15 = **\$2,544.32 (Host Share)**
- Share to be divided: \$16,962.10 - \$2,544.32 = **\$14,417.78 (Profit to be shared)**
(to be divided into 4 equal shares)

Actual School Share: \$3,604.45



KHSAA District Basketball Tournament Financial Report
 (return one copy to KHSAA by published deadlines. File separate reports if Girls and Boys Tournaments are held separately)

KHSAA Form BK106
 Rev 01/06

District # 10 Boys Girls X Combined Held at MUHLBERG COUNTY H.S. Dates 2-22-10/2-25-10

Part A	REVENUE ITEMS	Price(s)	Receipts	Totals
	Ticket Sales <u>750 @ .95/EA + 72 @ .96/EA</u>	<u>.95 / .96</u>	<u>792</u>	
	Broadcasting <u>(see form)</u> <u>(City address)</u>			
	Sponsorship			
	TOTAL REVENUE (1)			<u>4,032.08</u>
Part B	EXPENSE ITEMS		Expenses	
	Game Officials		<u>418.50</u>	
	Trophies		<u>250.18</u>	
	Travel for Participating Teams			
	Other Itemized Expenses approved by majority vote of schools in tournament (provide separate listing or list on back of this form)		<u>475.00</u>	
	TOTAL EXPENSES (2)			<u>1,143.68</u>
Part C	Net Profit (Part A (1) minus Part B (2) total)			<u>2,888.32</u>
Part D	Allowance to Host School - Maximum 15% for rental and incidental expenses unless otherwise approved by majority vote		<u>433.24</u>	
Part E	Profit Subject to Division by Schools (Part C minus Part D)			<u>2,455.08</u>

LIST BELOW INDIVIDUAL AMOUNTS FOR DISTRICT TOURNAMENT NET PROFITS FROM PART E ABOVE, NOT INCLUDING TRAVEL EXPENSES

School	Amount	School	Amount
<u>McLean County High School</u>	<u>818.36</u>		
<u>MUHLBERG COUNTY High School</u>	<u>818.36</u>		
<u>Ohio County High School</u>	<u>818.36</u>		

PAID ATTENDANCE BY SESSIONS (Tickets Sold NOT money received)

Session	BOYS		GIRLS		COMBINED	
	Paid		Paid		Paid	
1	<u>404 - GEN. ADM</u>					
2	<u>406 - GEN. ADM</u>					
3	<u>406 - GEN. ADM</u>					
4						
5						
6						
7						
Total			Total		Total	

**** NOTE ** IF ANY OTHER PLAN FOR THE DIVISION OF TOURNAMENT RECEIPTS IS USED, A MAJORITY VOTE OF THE PARTICIPATING SCHOOLS MUST BE OBTAINED, DOCUMENTED, AND SENT TO THE KHSAA.**

Steve Spralle
 MANAGER (STEVE SPRALLE)

MUHLBERG COUNTY High School
 SCHOOL

270-338-0069
 DAYTIME PHONE

GIRLS' 10TH DISTRICT BASKETBALL TOURNAMENT EXPENSES
February 22, 2010 and February 25, 2010

1. Gate Workers	- 150.00
2. P.A. Announcer	- 40.00
3. Scorebook keeper	- 40.00
4. Basketball	- 45.00
5. Manager's Fee	- <u>200.00</u>
Total of Expenses	\$475.00



KHSAA District Basketball Tournament Financial Report
 (return one copy to KHSAA by published deadlines. File separate reports if Girls and Boys
 Tournaments are held separately)

KHSAA Form BK105
 Rev 01/06

MAR - 8 2010

District # 10 Boys X Girls _____ Combined _____ Held at Ohio County Dates Feb. 23-26

Part A	REVENUE ITEMS	Price(s)	Receipts	Totals
	Ticket Sales	\$5.00	\$6590	
	Broadcasting			
	Sponsorship			
	TOTAL REVENUE (1)			\$6590
Part B	EXPENSE ITEMS		Expenses	
	Game Officials		\$378	
	Manager Fee		\$200	
	Trophies - District Champion/Runner-up		\$65.55	
	Trophies - All-Tournament		\$198	
	Security		\$600	
	Basketball/nets		\$66.85	
	Clock/PA/Gate Workers		\$230	
	TOTAL EXPENSES (2)			\$1738.40
Part C	Net Profit (Part A (1) minus Part B (2) total)			\$4851.60
Part D	Allowance to Host School - Maximum 15% for rental and incidental expenses unless otherwise approved by majority vote		\$727.74	
Part E	Profit Subject to Division by Schools (Part C minus Part D)			\$4123.86

LIST BELOW INDIVIDUAL AMOUNTS FOR DISTRICT TOURNAMENT NET PROFITS FROM PART E ABOVE, NOT INCLUDING TRAVEL EXPENSES

School	Amount	School	Amount
Mclean County	\$1374.62		
Muhlenberg County	\$1374.62		
Ohio County	\$1374.62		

PAID ATTENDANCE BY SESSIONS (Tickets Sold NOT money received)

BOYS			GIRLS			COMBINED		
Session	Paid		Session	Paid		Session	Paid	
1	\$2440							
2	\$4150							
3								
4								
5								
6								
7								
Total	\$6590		Total			Total		

**** NOTE ** IF ANY OTHER PLAN FOR THE DIVISION OF TOURNAMENT RECEIPTS IS USED, A MAJORITY VOTE OF THE PARTICIPATING SCHOOLS MUST BE OBTAINED, DOCUMENTED, AND SENT TO THE KHSAA.**

James Fulkerson
 MANAGER

Ohio County
 SCHOOL

(270) 274-3366
 DAYTIME PHONE



KHSAA District Basketball Tournament Financial Report
 (return one copy to KHSAA by published deadlines. File separate reports if Girls and Boys
 Tournaments are held separately)

KHSAA Form BK105
Rev 01/06

C
 District # 11 Boys Girls X Combined Held at Breckinridge Co Dates Feb 23,26

Part A	REVENUE ITEMS	Price(s)	Receipts	Totals
	Ticket Sales	\$5	\$5,795	
	Broadcasting			
	Sponsorship			
	TOTAL REVENUE (1)			\$5,795
Part B	EXPENSE ITEMS			
	Game Officials		\$656.10	
	Trophies		\$236.68	
	Travel for Participating Teams			
	Other Itemized Expenses approved by majority vote of schools in tournament (provide separate listing or list on back of this form)		\$614.00	
	TOTAL EXPENSES (2)			1506.78
Part C	Net Profit (Part A (1) minus Part B (2) total)			4288.22
Part D	Allowance to Host School - Maximum 15% for rental and incidental expenses unless otherwise approved by majority vote		\$643.23	
Part E	Profit Subject to Division by Schools (Part C minus Part D)			3644.99

LIST BELOW INDIVIDUAL AMOUNTS FOR DISTRICT TOURNAMENT NET PROFITS FROM PART E ABOVE, NOT INCLUDING TRAVEL EXPENSES

School	Amount	School	Amount
Meade Co HS	\$911.24		
Frederick Fraize HS	\$911.24		
Hancock Co HS	\$911.24		
Breckinridge County High School	\$911.24		

PAID ATTENDANCE BY SESSIONS (Tickets Sold NOT money received)

BOYS			GIRLS		COMBINED	
Session			Session	Paid	Session	Paid
1			1	485		
2			2	674		
3						
4						
5						
6						
7						
Total			Total	1159	Total	

**** NOTE ** IF ANY OTHER PLAN FOR THE DIVISION OF TOURNAMENT RECEIPTS IS USED, A MAJORITY VOTE OF THE PARTICIPATING SCHOOLS MUST BE OBTAINED, DOCUMENTED, AND SENT TO THE KHSAA.**

Walt Kilduff
MANAGER

BCHS
SCHOOL

(270) 756-3080
DAYTIME PHONE

2010 11TH DISTRICT EXPENSES

2010 GIRLS' 11TH DISTRICT EXPENSES

OFFICIALS		TOTAL EXPENSES
Duncan Cain	\$69.00	\$1,506.78
Jerry W. Kersey	\$69.00	
Jeff Majors	\$69.00	
Jonathan Decker	\$74.85	
Lance Wilson	\$74.85	
Kenny Wilson	\$74.85	
Robert Crawford	\$74.85	
Roger Barnes	\$74.85	
Kenny Wilson	\$74.85	
	\$656.10	
TROPHIES		
Conference Medal	\$65.68	
Cheerleader All District Placques	\$99.00	
Basketball All District Placques	\$72.00	
	\$236.68	
TOURNAMENT WORKERS		
PA	\$40.00	
Bookkeeper	\$40.00	
Clockkeeper	\$40.00	
Gate	\$169.00	
Security	\$150.00	
Tournament Manager	\$175.00	
	\$614.00	



KHSAA District Basketball Tournament Financial Report
 (return one copy to KHSAA by published deadlines. File separate reports if Girls and Boys
 Tournaments are held separately)

KHSAA Form BK105
Rev 01/06

C District # 11 Boys Girls Combined Held at Breckinridge Co Dates Feb 23,26

Part A	REVENUE ITEMS	Price(s)	Receipts	Totals
	Ticket Sales	\$5	\$7805	
	Broadcasting			
	Sponsorship			
	TOTAL REVENUE (1)			\$7805
Part B	EXPENSE ITEMS		Expenses	
	Game Officials		\$634.95	
	Trophies		\$236.55	
	Travel for Participating Teams			
	Other Itemized Expenses approved by majority vote of schools in tournament (provide separate listing or list on back of this form)		\$614.00	
	TOTAL EXPENSES (2)			\$1485.50
Part C	Net Profit (Part A (1) minus Part B (2) total)			\$6319.50
Part D	Allowance to Host School - Maximum 15% for rental and incidental expenses unless otherwise approved by majority vote		\$947.92	
Part E	Profit Subject to Division by Schools (Part C minus Part D)			\$5371.58

LIST BELOW INDIVIDUAL AMOUNTS FOR DISTRICT TOURNAMENT NET PROFITS FROM PART E ABOVE, NOT INCLUDING TRAVEL EXPENSES

School	Amount	School	Amount
Meade Co HS	\$1342.89		
Frederick Fraize HS	\$1342.89		
Hancock Co HS	\$1342.89		
Breckinridge County High School	\$1342.89		
Frederick Fraize HS	\$1342.89		
Hancock Co HS	\$1342.89		
Breckinridge County High School	\$1342.89		

PAID ATTENDANCE BY SESSIONS (Tickets Sold NOT money received)

BOYS		GIRLS		COMBINED	
Session	Paid	Session	Paid	Session	Paid
1	601				
2	960				
3					
4					
5					
6					
7					
Total	1561	Total		Total	

**** NOTE ** IF ANY OTHER PLAN FOR THE DIVISION OF TOURNAMENT RECEIPTS IS USED, A MAJORITY VOTE OF THE PARTICIPATING SCHOOLS MUST BE OBTAINED, DOCUMENTED, AND SENT TO THE KHSAA.**

Walt Haldeman
MANAGER

BCHS
SCHOOL

(270) 756-3080
DAYTIME PHONE

2010 11TH DISTRICT EXPENSES

2010 BOYS' 11TH DISTRICT EXPENSES

OFFICIALS

Sean Williams	\$62.00
Jonathan Decker	\$62.00
Tony Embry	\$62.00
Robert Crawford	\$74.80
Mike Nantz	\$74.80
David Pentecost	\$74.80
Keith Hobgood	\$74.85
Kenny Wilson	\$74.85
Lance Wilson	\$74.85
	\$634.95

TOTAL EXPENSES

\$1,485.50

TROPHIES

Conference Medal	\$65.55
Cheerleader All District Plaques	\$99.00
Basketball All District Plaques	\$72.00
	\$236.55

TOURNAMENT WORKERS

PA	\$40.00
Bookkeeper	\$40.00
Clockkeeper	\$40.00
Gate	\$169.00
Security	\$150.00
Tournament Manager	\$175.00
	\$614.00



KHSAA District Basketball Tournament Financial Report
 (return one copy to KHSAA by published deadlines. File separate reports if Girls and Boys
 Tournaments are held separately)

KHSAA Form BK105
 Rev 01/06

District # 12 Boys Girls Combined Held at Butler Co. High Dates 2/22 - 2/25/10

Part A	REVENUE ITEMS	Price(s)	Receipts	Totals
	Ticket Sales	5.00	9,431.00	
	Broadcasting			
	Sponsorship			
	TOTAL REVENUE (1)			9,431.00
Part B	EXPENSE ITEMS		Expenses	
	Game Officials		1,217.40	
	Trophies		475.48	
	Travel for Participating Teams			
	Other Itemized Expenses approved by majority vote of schools in tournament (provide separate listing or list on back of this form)		1,660.00	
	TOTAL EXPENSES (2)			3,352.88
Part C	Net Profit (Part A (1) minus Part B (2) total)			6,078.12
Part D	Allowance to Host School - Maximum 15% for rental and incidental expenses unless otherwise approved by majority vote		1,414.65	
Part E	Profit Subject to Division by Schools (Part C minus Part D)			4,663.47

LIST BELOW INDIVIDUAL AMOUNTS FOR DISTRICT TOURNAMENT NET PROFITS FROM PART E ABOVE, NOT INCLUDING TRAVEL EXPENSES

School	Amount	School	Amount
Whitesville Trinity	\$1,165.87		
Edmonson County	\$1,165.87		
Grayson County	\$1,165.87		

PAID ATTENDANCE BY SESSIONS (Tickets Sold NOT money received)

BOYS		GIRLS		COMBINED	
Session	Paid	Session	Paid	Session	Paid
1					
2					
3					
4					
5					
6					
7					
Total		Total		Total	

**** NOTE ** IF ANY OTHER PLAN FOR THE DIVISION OF TOURNAMENT RECEIPTS IS USED, A MAJORITY VOTE OF THE PARTICIPATING SCHOOLS MUST BE OBTAINED, DOCUMENTED, AND SENT TO THE KHSAA.**

MARK ALLEN
 MANAGER

Butler County HS
 SCHOOL

(270) 526-2204
 DAYTIME PHONE



KHSAA District Basketball Tournament Financial Report
 (return one copy to KHSAA by published deadlines. File separate reports if Girls and Boys
 Tournaments are held separately)

KHSAA Form BK105
Rev 01/06

District # 13 Boys Girls Combined xx Held at Logan County HS Dates 2/22-2/26

Part A	REVENUE ITEMS	Price(s)	Receipts	Totals
	Ticket Sales	\$5.00	\$13,905.00	
	Broadcasting		\$0.00	
	Sponsorship		\$940.00	
	TOTAL REVENUE (1)			\$14,845.00
Part B	EXPENSE ITEMS		Expenses	
	Game Officials		\$1,400.90	
	Trophies		\$571.23	
	Travel for Participating Teams		\$0.00	
	Other Itemized Expenses approved by majority vote of schools in tournament (provide separate listing or list on back of this form)		\$2,116.75	
	TOTAL EXPENSES (2)			\$4,088.88
Part C	Net Profit (Part A (1) minus Part B (2) total)			\$10,756.12
Part D	Allowance to Host School - Maximum 15% for rental and incidental expenses unless otherwise approved by majority vote		\$0.00	
Part E	Profit Subject to Division by Schools (Part C minus Part D)			\$10,756.12

LIST BELOW INDIVIDUAL AMOUNTS FOR DISTRICT TOURNAMENT NET PROFITS FROM PART E ABOVE, NOT INCLUDING TRAVEL EXPENSES

School	Amount	School	Amount
Franklin-Simpson	\$2,689.03		
Russellville	\$2,689.03		
Todd County	\$2,689.03		
Logan County	\$2,689.03		

PAID ATTENDANCE BY SESSIONS (Tickets Sold NOT money received)

BOYS		GIRLS		COMBINED	
Session	Paid	Session	Paid	Session	Paid
1		1		1	369
2		2		2	908
3		3	372	3	
4	735	4		4	
5		5		5	
6		6		6	
Advanced					397
Total	735	Total	372	Total	1674

**** NOTE ** IF ANY OTHER PLAN FOR THE DIVISION OF TOURNAMENT RECEIPTS IS USED, A MAJORITY VOTE OF THE PARTICIPATING SCHOOLS MUST BE OBTAINED, DOCUMENTED, AND SENT TO THE KHSAA.**

Hugh McReynolds
MANAGER

Logan County High School
SCHOOL

270-726-8454
DAYTIME PHONE

2010
13th District Basketball Tournament
Logan County High School

INCOME

GATE SALES			\$11,920.00
	Monday (Feb. 22nd)	\$1,845.00	
	Tuesday (Feb. 23rd)	\$4,540.00	
	Thursday (Feb. 25th)	\$1,860.00	
	Friday (Feb. 26th)	\$3,675.00	
ADVANCED TICKET SALES			\$1,985.00
	Logan County	\$475.00	
	Russellville	\$495.00	
	Franklin-Simpson	\$1,015.00	
	Todd County	\$0.00	
SPONSORSHIPS			\$940.00
	Gerald Printing	\$440.00	
	Bluegrass Cellular	\$500.00	
			TOTAL INCOME
			\$14,845.00

EXPENSES

OFFICIALS			\$1,400.90
	Monday (Feb. 22nd)	\$435.70	
	Tuesday (Feb. 23rd)	\$485.40	
	Thursday (Feb. 25th)	\$239.90	
	Friday (Feb. 26th)	\$239.90	
TROPHIES			\$571.23
	Runner-Up (2)	\$131.23	
	All-District (2 sets)	\$230.00	
	All-Tournament (2 sets)	\$210.00	
SECURITY			\$910.00
	Monday (Feb. 22nd)	\$195.00	
	Tuesday (Feb. 23rd)	\$260.00	
	Thursday (Feb. 25th)	\$195.00	
	Friday (Feb. 26th)	\$260.00	
GATE WORKERS			\$300.00
EVENT STAFF			\$275.00
SECRETARY			\$100.00
TOURNAMENT MANAGER			\$500.00
MISCELLANCIOS			\$31.75
	Nets (2 pair)	\$25.00	
	Scorebook (1 book)	\$6.75	
			TOTAL EXPENSES
			\$4,088.88

INCOME	\$14,845.00
EXPENSES	\$4,088.88

NET PROCEEDS \$10,756.12

Share to each School \$2,689.03



KHSAA District Basketball Tournament Financial Report
 (return one copy to KHSAA by published deadlines. File separate reports if Girls and Boys Tournaments are held separately)

KHSAA Form BK105
 Rev 01/06

District # 14 Boys Girls X Combined Held at Warren East High School Dates 2-22/23/26

Part A	REVENUE ITEMS	Price(s)	Receipts	Totals
	Ticket Sales	\$5.00	\$4,096.00	
	Broadcasting			
	Sponsorship			
	TOTAL REVENUE (1)			\$4,096.00
Part B	EXPENSE ITEMS		Expenses	
	Game Officials		\$663.20	
	Trophies		\$184.02	
	Travel for Participating Teams			
	Other Itemized Expenses approved by majority vote of schools in tournament (provide separate listing or list on back of this form)		\$1,241.50	
	TOTAL EXPENSES (2)			\$2,088.72
Part C	Net Profit (Part A (1) minus Part B (2) total)			\$2,007.28
Part D	Allowance to Host School - Maximum 15% for rental and incidental expenses unless otherwise approved by majority vote			
Part E	Profit Subject to Division by Schools (Part C minus Part D)			\$2,007.28

LIST BELOW INDIVIDUAL AMOUNTS FOR DISTRICT TOURNAMENT NET PROFITS FROM PART E ABOVE, NOT INCLUDING TRAVEL EXPENSES

School	Amount	School	Amount
Warren East	\$601.82		
Bowling Green	\$501.82		
Warren Central	\$501.82		
Greenwood	\$501.82		

PAID ATTENDANCE BY SESSIONS (Tickets Sold NOT money received)

BOYS		GIRLS		COMBINED	
Session	Paid	Session	Paid	Session	Paid
1		1	211		
2		2	287		
3		3	321		
4					
5					
6					
7					
Total		Total	819	Total	

**** NOTE ** IF ANY OTHER PLAN FOR THE DIVISION OF TOURNAMENT RECEIPTS IS USED, A MAJORITY VOTE OF THE PARTICIPATING SCHOOLS MUST BE OBTAINED, DOCUMENTED, AND SENT TO THE KHSAA.**


Jonathan Vincent
 MANAGER

Warren East High School
 SCHOOL

270-781-1277
 DAYTIME PHONE

Expenses

Security - 337.50
 Ann/clock/book - 180.00
 Gate workers - 375.00
 Tourney Mgr. - 250.00
 Bookkeeper - 75.00
 RL 24.00



KHSAA District Basketball Tournament Financial Report
 (return one copy to KHSAA by published deadlines. File separate reports if Girls and Boys Tournaments are held separately)

KHSAA Form BK105 Rev 01/06

District # 14 Boys X Girls _____ Combined _____ Held at Warren East High School Dates 2-24/25/27

Part A	REVENUE ITEMS	Price(s)	Receipts	Totals
	Ticket Sales	\$5.00	\$14,899.00	
	Broadcasting			
	Sponsorship			
	TOTAL REVENUE (1)			\$14,899.00
Part B	EXPENSE ITEMS		Expenses	
	Game Officials		\$709.40	
	Trophies		\$183.88	
	Travel for Participating Teams			
	Other Itemized Expenses approved by majority vote of schools in tournament (provide separate listing or list on back of this form)		\$1,704.00	
	TOTAL EXPENSES (2)			\$2,597.28
Part C	Net Profit (Part A (1) minus Part B (2) total)			\$12,301.72
Part D	Allowance to Host School - Maximum 15% for rental and incidental expenses unless otherwise approved by majority vote			
Part E	Profit Subject to Division by Schools (Part C minus Part D)			\$12,301.72

LIST BELOW INDIVIDUAL AMOUNTS FOR DISTRICT TOURNAMENT NET PROFITS FROM PART E ABOVE, NOT INCLUDING TRAVEL EXPENSES

School	Amount	School	Amount
Warren East	\$3,075.43		
Bowling Green	\$3,075.43		
Warren Central	\$3,075.43		
Greenwood	\$3,075.43		

PAID ATTENDANCE BY SESSIONS (Tickets Sold NOT money received)

BOYS			GIRLS		COMBINED	
Session	Paid		Session	Paid	Session	Paid
1	399					
2	934					
3	1,646					
4						
5						
6						
7						
Total	2,979		Total		Total	

**** NOTE ** IF ANY OTHER PLAN FOR THE DIVISION OF TOURNAMENT RECEIPTS IS USED, A MAJORITY VOTE OF THE PARTICIPATING SCHOOLS MUST BE OBTAINED, DOCUMENTED, AND SENT TO THE KHSAA.**

Jonathan Vincent
MANAGER

Warren East High School
SCHOOL

270-781-1277
DAYTIME PHONE

Expenses

Security - 800.00
 Ann-Block/Book - 180.00
 Gate Workers - 375.00
 Towner Mgr - 250.00
 Bookkeeper - 25.00
 RC - 29.00
 1729.00



KHSAA District Basketball Tournament Financial Report
 (return one copy to KHSAA by published deadlines. File separate reports if Girls and Boys
 Tournaments are held separately)

KHSAA Form BK105
Rev 01/06

District # 15 Boys Girls Combined X Held at Glasgow High School Dates 2/22-2/26

Part A	REVENUE ITEMS	Price(s)	Receipts	Totals
	Ticket Sales	\$5.00	\$20,930	
	Broadcasting			
	Sponsorship			
	TOTAL REVENUE (1)			\$20,930
Part B	EXPENSE ITEMS		Expenses	
	Game Officials		\$1,099.90	
	Trophies		\$613.80	
	Travel for Participating Teams			
	Other Itemized Expenses approved by majority vote of schools in tournament (provide separate listing or list on back of this form)		\$1702.20	
	TOTAL EXPENSES (2)			\$3415.90
Part C	Net Profit (Part A (1) minus Part B (2) total)			\$17,514.10
Part D	Allowance to Host School - Maximum 15% for rental and incidental expenses unless otherwise approved by majority vote		\$2,627.15	
Part E	Profit Subject to Division by Schools (Part C minus Part D)			\$14,886.99

LIST BELOW INDIVIDUAL AMOUNTS FOR DISTRICT TOURNAMENT NET PROFITS FROM PART E ABOVE, NOT INCLUDING TRAVEL EXPENSES

School	Amount	School	Amount
Allen County-Scottsville High School	\$3,721.75		
Barren County High School	\$3,721.75		
Glasgow High School	\$3,721.75		
Monroe County High School	\$3,721.75		

PAID ATTENDANCE BY SESSIONS (Tickets Sold NOT money received)

BOYS			GIRLS			COMBINED	
Session	Paid		Session	Paid		Session	Paid
1				966			
2	769						
3	859						
4				636			
5	956						
6							
7							
Total	2584		Total	1602		Total	4186

**** NOTE ** IF ANY OTHER PLAN FOR THE DIVISION OF TOURNAMENT RECEIPTS IS USED, A MAJORITY VOTE OF THE PARTICIPATING SCHOOLS MUST BE OBTAINED, DOCUMENTED, AND SENT TO THE KHSAA.**

Dennis M. Smith
MANAGER

Glasgow High School
SCHOOL

270-651-2256
DAYTIME PHONE



KHSAA District Basketball Tournament Financial Report
 (return one copy to KHSAA by published deadlines. File separate reports if Girls and Boys
 Tournaments are held separately)

KHSAA Form BK105
 Rev 01/06

MAR - 3 2010

District # 16 Boys Girls Combined X Held at Clinton County High Dates 2/22-2/26

Part A	REVENUE ITEMS	Price(s)	Receipts	Totals
	Ticket Sales 2,637 @ \$5	5.00	\$13,185.00	
	Ticket Sales Presale 801 @ \$4		\$3,204.00	
	Broadcasting			
	Sponsorship			
	TOTAL REVENUE (1)			\$16,389.00
Part B	EXPENSE ITEMS		Expenses	
	Game Officials		\$990.00	
	Trophies		\$846.23	
	Travel for Officials		\$455.70	
	Other Itemized Expenses approved by majority vote of schools in tournament (provide separate listing or list on back of this form) Scorer/Timer/PA/Tournament Manager		\$330.00	
	TOTAL EXPENSES (2)			\$2,621.93
Part C	Net Profit (Part A (1) minus Part B (2) total)			\$13,767.07
Part D	Allowance to Host School - Maximum 15% for rental and incidental expenses unless otherwise approved by majority vote		0.00	
Part E	Profit Subject to Division by Schools (Part C minus Part D)			\$13,767.07

LIST BELOW INDIVIDUAL AMOUNTS FOR DISTRICT TOURNAMENT NET PROFITS FROM PART E ABOVE, NOT INCLUDING TRAVEL EXPENSES

School	Amount	School	Amount
Clinton County High School	\$3,441.76		
Cumberland County High School	\$3,441.77		
Metcalfe County High School	\$3,441.77		
Russell County High School	\$3,441.77		

PAID ATTENDANCE BY SESSIONS (Tickets Sold NOT money received)

@ Gate		Presale		COMBINED	
Session	Paid	Session	Paid	Session	Paid
1	607	1	187	1	794
2	630	2	201	2	831
3	356	3	104	3	460
4	1,044	4	309	4	1,353
5					
6					
7					
Total	2,637	Total	801	Total	3,438

**** NOTE ** IF ANY OTHER PLAN FOR THE DIVISION OF TOURNAMENT RECEIPTS IS USED, A MAJORITY VOTE OF THE PARTICIPATING SCHOOLS MUST BE OBTAINED, DOCUMENTED, AND SENT TO THE KHSAA.**

M. Reeves
 Mike Reeves
 MANAGER

Clinton County High School
 SCHOOL

606-387-5569
 DAYTIME PHONE



KHSAA District Basketball Tournament Financial Report
 (return one copy to KHSAA by published deadlines. File separate reports if Girls and Boys
 Tournaments are held separately)

KHSAA Form BK105
 Rev 01/06

District # 17 Boys Girls X Combined Held at Central Hardin Dates Feb 22, 24, 26

Part A	REVENUE ITEMS	Price(s)	Receipts	Totals
	Ticket Sales	5.00	5630.00	
	Broadcasting		325.00	
	Sponsorship			
	TOTAL REVENUE (1)			5955.00
Part B	EXPENSE ITEMS		Expenses	
	Game Officials		790.80	
	Trophies		185.68	
	Travel for Participating Teams		-	
	Other Itemized Expenses approved by majority vote of schools in tournament (provide separate listing or list on back of this form)		2028.45	
	TOTAL EXPENSES (2)			3004.93
Part C	Net Profit (Part A (1) minus Part B (2) total)			
Part D	Allowance to Host School - Maximum 15% for rental and incidental expenses unless otherwise approved by majority vote			
Part E	Profit Subject to Division by Schools (Part C minus Part D)			

LIST BELOW INDIVIDUAL AMOUNTS FOR DISTRICT TOURNAMENT NET PROFITS FROM PART E ABOVE, NOT INCLUDING TRAVEL EXPENSES

School	Amount	School	Amount
Central Hardin HS	590.01	North Hardin HS	590.01
Shelburne HS	590.01	Shelburne HS	
Port Knox HS	590.01	Port Knox HS	
John Hardin HS	590.01		

RAID ATTENDANCE BY SESSIONS (Tickets Sold NOT money received)

BOYS		GIRLS		COMBINED	
Session	Paid	Session	Paid	Session	Paid
1		Mon 2/22	280.00		
2		Tue 2/24	2375.00		
3		Fri 2/26	2975.00		
4					
5					
6					
7					
Total		Total	5630.00	Total	

**** NOTE ** IF ANY OTHER PLAN FOR THE DIVISION OF TOURNAMENT RECEIPTS IS USED, A MAJORITY VOTE OF THE PARTICIPATING SCHOOLS MUST BE OBTAINED, DOCUMENTED, AND SENT TO THE KHSAA.**

Kenny Lane
 MANAGER

Central Hardin HS.
 SCHOOL

270-737-6800
 DAYTIME PHONE



KHSAA District Basketball Tournament Financial Report
 (return one copy to KHSAA by published deadlines. File separate reports if Girls and Boys
 Tournaments are held separately)

KHSAA Form BK105
Rev 01/06

District # 17 Boys X Girls _____ Combined _____ Held at North Hardin High School Dates Feb. 23-27

Part A	REVENUE ITEMS	Price(s)	Receipts	Totals
	Ticket Sales	\$5.00	\$9945.00	
	Broadcasting		\$325.00	
	Sponsorship		N/A	
	TOTAL REVENUE (1)			
Part B	EXPENSE ITEMS		Expenses	
	Game Officials		\$811.90	
	Trophies		\$183.88	
	Travel for Participating Teams		N/A	
	Other Itemized Expenses approved in advance by majority vote of schools in tournament (provide separate listing or list on back of this form)		See Attached List	
	TOTAL EXPENSES (2)			\$3295.39
Part C	Net Profit (Part A (1) minus Part B (2) total)			\$6974.61
Part D	Allowance to Host School - Maximum 15% for rental and incidental expenses unless otherwise approved by majority vote		N/A	
Part E	Profit Subject to Division by Schools (Part C minus Part D)			\$6974.61

LIST BELOW INDIVIDUAL AMOUNTS FOR DISTRICT TOURNAMENT NET PROFITS FROM PART E ABOVE, NOT INCLUDING TRAVEL EXPENSES

School	Amount	School	Amount
Central Hardin	\$1394.92	North Hardin	\$1394.92
Elizabethtown	\$1394.92		
Fort Knox	\$1394.92		
John Hardin	\$1394.92		

PAID ATTENDANCE BY SESSIONS (Tickets Sold NOT money received)

BOYS			GIRLS			COMBINED	
Session	Paid		Session	Paid		Session	Paid
1	195						
2	1005						
3	788						
4							
5							
6							
7							
Total	1988		Total			Total	

**** NOTE ** IF ANY OTHER PLAN FOR THE DIVISION OF TOURNAMENT RECEIPTS IS USED, A MAJORITY VOTE OF THE PARTICIPATING SCHOOLS MUST BE OBTAINED, DOCUMENTED, AND SENT TO THE KHSAA.**

James Slaven
MANAGER

North Hardin High School
SCHOOL

270-351-3167
DAYTIME PHONE

**Itemized Costs for 17th District
Boys Basketball Tournament
Feb. 23, 25, 27**

I.	Ticket Sales		
	a.	Feb. 23 – 195 Tickets	\$974.00
	b.	Feb. 25 – 1005 Tickets	\$5036.00
	c.	Feb. 27 – 788 Tickets	\$3935.00
		Totals – 1988 Tickets	\$9945.00
II.	Expenses		
	a.	Officials	
		i. Steve Allender	\$83.70
		ii. Darrell Bailey	\$105.40
		iii. Robbie Durham	\$55.00
		iv. Gary Gaddie	\$55.00
		v. Mike Holt	\$55.00
		vi. James Jagers	\$148.50
		vii. Glenn Spaulding	\$110.00
		viii. Jeff Watson	\$55.00
		ix. Scott Weakley	\$55.00
		x. Bill Whitlock	\$89.30
		Total	\$811.90
	b.	Tournament Officials	
		i. Marty Fulkerson – PA	\$100.00
		ii. Lori Phillips – Bookkeeper	\$ 65.00
		iii. Chuck Goodlet – Gate	\$140.00
		iv. Michelle Buehler – Gate	\$140.00
		v. Aaron Howell – Clock	\$100.00
		vi. Rick Skeeters – Scorebook	\$100.00
		vii. Mike Skeeters – Stats	\$100.00
		viii. James Slaven – Director	\$250.00
		Total	\$995.00
	c.	Additional Staff	
		i. Custodians (Saturday)	\$118.61
		ii. Security (Off Duty RPD)	\$800.00
		Total	\$918.61
	d.	Equipment/Supplies	
		i. Balls/Scorebook/Nets	\$ 86.00
		ii. Runner-Up Trophy	\$ 63.88
		iii. All Tournament Plaques	\$120.00
		Total	\$269.88
	e.	Gym Rental Fee	\$300.00

**Itemized Costs for 17th District
Boys Basketball Tournament
Feb. 23, 25, 27**

Total Receipts:	\$9945.00
Total Expenses:	\$3295.39
HCEC Payment:	\$325.00
Total Profit:	\$6974.61

Central Hardin High School:	\$1394.92
Elizabethtown High School:	\$1394.92
Ft. Knox High School:	\$1394.92
John Hardin High School:	\$1394.92
North Hardin High School:	\$1394.92



KHSAA District Basketball Tournament Financial Report
 (return one copy to KHSAA by published deadlines. File separate reports if Girls and Boys Tournaments are held separately)

KHSAA Form BK
Rev 0:

District # 18th Boys Girls Combined **X** Held : Caverna High School Dates 2/22-27/2010

Part A	REVENUE ITEMS	Price(s)	Receipts	Totals
	Ticket Sales	\$5.00	\$9,925.00	
	Broadcasting		0	
	Sponsorship		0	
	TOTAL REVENUE (1)			\$9,925.00
Part B	EXPENSE ITEMS		Expenses	
	Game Officials		\$1,237.10	
	Trophies		\$ 960.98	
	Travel for Participating Teams		0	
	Other Itemized Expenses approved by majority vote of schools in tournament (provide separate listing or list on back of this form)		\$ 463.00	
	TOTAL EXPENSES (2)			\$2,661.08
Part C	Net Profit (Part A (1) minus Part B (2) total)			\$7,263.92
Part D	Allowance to Host School - Maximum 15% for rental and incidental expenses unless otherwise approved by majority vote			0
Part E	Profit Subject to Division by Schools (Part C minus Part D)			\$7,263.92

LIST BELOW INDIVIDUAL AMOUNTS FOR DISTRICT TOURNAMENT NET PROFITS FROM PART E ABOVE, NC INCLUDING TRAVEL EXPENSES

School	Amount	School	Amount
Caverna High School	\$1,815.98		
Hart County High School	\$1,815.98		
Green County High School	\$1,815.98		
Larue County High School	\$1,815.98		

PAID ATTENDANCE BY SESSIONS (Tickets Sold NOT money received)

BOYS		GIRLS		COMBINED	
Session	Paid	Session	Paid	Session	Paid
1			468		
2	265				
3			473		
4	320				
5	469				
6					
7					
Total	1054	Total	931	Total	

**** NOTE ** IF ANY OTHER PLAN FOR THE DIVISION OF TOURNAMENT RECEIPTS IS USED, A MAJORITY VOICE OF THE PARTICIPATING SCHOOLS MUST BE OBTAINED, DOCUMENTED, AND SENT TO THE KHSAA.**

Mark Decker
MANAGER

CAVERNA High
SCHOOL

270-773-2828
DAYTIME PHONE

REVENUE

Ticket Sales:	2/22/10	\$1,945.00	Girls	Gate 1
	2/22/10	\$ 345.00	Girls	Gate 2
	2/23/10	\$ 250.00	Boys	Gate 1
	2/23/10	\$1,075.00	Boys	Gate 2
	2/25/10	\$ 275.00	Boys	Gate 1
	2/25/10	\$1,325.00	Boys	Gate 2
	2/26/10	\$1,975.00	Girls	Gate 1
	2/26/10	\$ 390.00	Girls	Gate 2
	2/27/10	\$1,675.00	Boys	Gate 1
	2/27/10	\$ 670.00	Boys	Gate 2

EXPENSES

Game Officials	2/22/10	Jeff Watson	\$55.00
		Robbie Durham	\$55.00
		Jim Hughes	\$98.40 (Mileage)
		Glenn Spalding	\$98.40 (Mileage)
		Charles Jones	\$55.00
		Adrian Goodman	\$55.00
	2/23/10	Adrian Goodman	\$55.00
		Jeff Watson	\$85.10 (Mileage)
		Reece Grubbs	\$55.00
	2/25/10	Eddie Simpson	\$98.40 (Mileage)
		Darryl Brown	\$55.00
		Robbie Durham	\$55.00
	2/26/10	Robbie Durham	\$55.00
		Glenn Spalding	\$55.00
		Eddie Simpson	\$98.40 (Mileage)
	2/27/10	Scott Weakley	\$55.00
		Glenn Spalding	\$98.40 (Mileage)
		Mike Holt	\$55.00

Trophies/Other:

H&W Sport Shop	4 Nets/2 Basketballs	\$118.00
Caveland Trophies		\$829.75
Conference Medal & Trophy Co.		\$131.23
Bookkeepers/Clock Keepers/Gateworkers @ \$15.00 ea		\$345.00



KHSAA District Basketball Tournament Financial Report
 (return one copy to KHSAA by published deadlines. File separate reports if Girls and Boys
 Tournaments are held separately)

KHSAA Form BK105
Rev 01/06

District # 19 Boys Girls Combined * Held at Bethlehem H. S.

Dates ~~MAR 27/28~~ 2/23-2010
27/10

Part A	REVENUE ITEMS	Price(s)	Receipts	Totals
	Ticket Sales	5.00	10,240	
	Broadcasting			
	Sponsorship			
	TOTAL REVENUE (1)			\$10,240
Part B	EXPENSE ITEMS		Expenses	
	Game Officials		1,230.50	
	Trophies		602.16	
	Travel for Participating Teams		0	
	Other Itemized Expenses approved by majority vote of schools in tournament (provide separate listing or list on back of this form)		\$1,805.00	
	TOTAL EXPENSES (2)			\$3,637.66
Part C	Net Profit (Part A (1) minus Part B (2) total)			
Part D	Allowance to Host School - Maximum 15% for rental and incidental expenses unless otherwise approved by majority vote		0	
Part E	Profit Subject to Division by Schools (Part C minus Part D)			\$6,602.34

LIST BELOW INDIVIDUAL AMOUNTS FOR DISTRICT TOURNAMENT NET PROFITS FROM PART E ABOVE, NOT INCLUDING TRAVEL EXPENSES

School	Amount	School	Amount
Bardstown H. S.	\$1,650.59		
Bethlehem H. S.	1,650.58		
Nelson Co. H. S.	1,650.59		
Washington Co. H. S.	1,650.58		

PAID ATTENDANCE BY SESSIONS (Tickets Sold NOT money received)

BOYS			GIRLS			COMBINED		
Session	Paid		Session	Paid		Session	Paid	
1				400				
2	269							
3	331							
4				513				
5	535							
6								
7								
Total	1,135		Total	913		Total		

**** NOTE ** IF ANY OTHER PLAN FOR THE DIVISION OF TOURNAMENT RECEIPTS IS USED, A MAJORITY VOTE OF THE PARTICIPATING SCHOOLS MUST BE OBTAINED, DOCUMENTED, AND SENT TO THE KHSAA.**

Tom Brown
MANAGER

Bethlehem H. S.
SCHOOL

502-348-8594
DAYTIME PHONE

19th DISTRICT 2010

EXPENSES: OTHER THAN OFFICIALS, TROPHIES

1. Clean-Up \$75 per night	375
2. 2 Basketballs \$40 per ball	80
3. Tournament Manager	150
4. Hospitality Room/District Meeting	300
5. P.A. \$25 per game, 6 games	150
6. Official Book \$25 per game, 6 games	150
7. Clock Operator \$25 per game, 6 games	150
8. Gates Keepers \$25 per game, 6 games 3 people per game	<u>450</u>
Total	\$1,805.00

OFFICIALS

Girls \$55 per Official, 3 per game (\$165), 3 games	\$495
Boys \$55 per Official, 3 per game (\$165), 3 games	495
Girls Travel	120.80
Boys Travel	<u>119.70</u>
Total	\$1,230.50

Trophies	Total	\$602.16
Included Runner-Up trophies (boys and girls)		
All-tournament Team (boys and girls)		
Individual Winners Plaques (boys and girls)		
Cheerleading Trophy		



KHSAA District Basketball Tournament Financial Report

(return one copy to KHSAA by published deadlines. File separate reports if Girls and Boys Tournaments are held separately)

District # 20 Boys Girls Combined X Held at Campbellsville HS Dates 2/23-27/10

Part A	REVENUE ITEMS	Price(s)	Receipts	Totals
	Ticket Sales	\$5.00	\$15,520.00	
	Broadcasting			
	Sponsorship			\$15,520.00
	TOTAL REVENUE (1)			
Part B	EXPENSE ITEMS		Expenses	
	Game Officials		\$1,185.30	
	Trophies		\$777.23	
	Travel for Participating Teams			
	Other Itemized Expenses approved by majority vote of schools in tournament (provide separate listing or list on back of this form)		\$1,961.69	
	TOTAL EXPENSES (2)			\$3,924.22
Part C	Net Profit (Part A (1) minus Part B (2) total)			
Part D	Allowance to Host School - Maximum 15% for rental and incidental expenses unless otherwise approved by majority vote		\$1050.00	
Part E	Profit Subject to Division by Schools (Part C minus Part D)			\$10,545.78

LIST BELOW INDIVIDUAL AMOUNTS FOR DISTRICT TOURNAMENT NET PROFITS FROM PART E ABOVE, NOT INCLUDING TRAVEL EXPENSES

School	Amount	School	Amount
Adair County High School	\$2636.45		
Campbellsville High School	\$2636.45		
Marion County High School	\$2636.45		
Taylor County High School	\$2636.45		

PAID ATTENDANCE BY SESSIONS (Tickets Sold NOT money received)

BOYS		GIRLS		COMBINED	
Session	Paid	Session	Paid	Session	Paid
1	398	1	427		
2	679	2	541		
3	1059				
4					
5					
6					
7					
Total	2136	Total	968	Total	

**** NOTE ** IF ANY OTHER PLAN FOR THE DIVISION OF TOURNAMENT RECEIPTS IS USED, A MAJORITY VOTE OF THE PARTICIPATING SCHOOLS MUST BE OBTAINED, DOCUMENTED, AND SENT TO THE KHSAA.**

Joni Davis
MANAGER

Campbellsville H.S.
SCHOOL

270.465.8774
DAYTIME PHONE



KHSAA District Basketball Tournament Financial Report
 (return one copy to KHSAA by published deadlines. File separate reports if Girls and Boys
 Tournaments are held separately)

KHSAA Form BK105
Rev 01/06

APR 13 2010

District # 21 Boys x Girls x Combined x Held at VALLEY Dates 2/22-2/26

Part A	REVENUE ITEMS	Price(s)	Receipts	Totals
	Ticket Sales	6.00/2.00	6,208.00	
	Broadcasting		0	
	Sponsorship		0	
	TOTAL REVENUE (1)			6,208.00

Part B	EXPENSE ITEMS		Expenses	
	Game Officials 330.00 PER NIGHT X 4		1320.00	
	Trophies KHSAA 127.90 ALL-TOURNEY 114.45		273.35	
	Travel for Participating Teams		0	
	Other Itemized Expenses approved by majority vote of schools in tournament (provide separate listing or list on back of this form) Security-Louisville Police Dept		455.00	
	TOTAL EXPENSES (2)			2,048.35

Part C	Net Profit (Part A (1) minus Part B (2) total)			4,159.65
--------	--	--	--	----------

Part D	Allowance to Host School - Maximum 15% for rental and incidental expenses unless otherwise approved by majority vote		0	
--------	--	--	---	--

Part E	Profit Subject to Division by Schools (Part C minus Part D)			4,159.65
--------	---	--	--	----------

LIST BELOW INDIVIDUAL AMOUNTS FOR DISTRICT TOURNAMENT NET PROFITS FROM PART E ABOVE, NOT INCLUDING TRAVEL EXPENSES

School	Amount	School	Amount
BETH HAVEN	831.93	WESTERN	831.93
HOLY CROSS	831.93		
PRP	831.93		
VALLEY	831.93		

PAID ATTENDANCE BY SESSIONS (Tickets Sold NOT money received)

BOYS		GIRLS		COMBINED	
Session	Paid	Session	Paid	Session	Paid
1				One	179/08
2				Two	144/8
3				Three	299/21
4				Final	384/49
5					
6					
7					
Total		Total		Total	1006/86

**** NOTE ** IF ANY OTHER PLAN FOR THE DIVISION OF TOURNAMENT RECEIPTS IS USED, A MAJORITY VOTE OF THE PARTICIPATING SCHOOLS MUST BE OBTAINED, DOCUMENTED, AND SENT TO THE KHSAA.**

William Raleigh
MANAGER

Valley High School
SCHOOL

502-485-8621
DAYTIME PHONE



KHSAA District Basketball Tournament Financial Report
 (return one copy to KHSAA by published deadlines. File separate reports if Girls and Boys
 Tournaments are held separately)

KHSAA Form BK105
Rev 01/06

District # 22 Boys Girls Combined Held at Iroquois High School Dates 4/22-
26,2010

Part A	REVENUE ITEMS	Price(s)	Receipts	Totals
	Ticket Sales	6/3	7793.00	
	Broadcasting		0	
	Sponsorship		0	
	TOTAL REVENUE (1)			\$7793.00
Part B	EXPENSE ITEMS		Expenses	
	Game Officials		1155.00	
	Trophies		255.40	
	Travel for Participating Teams		0	
	Other Itemized Expenses approved by majority vote of schools in tournament (provide separate listing or list on back of this form)		1929.54	
	TOTAL EXPENSES (2)			\$3339.94
Part C	Net Profit (Part A (1) minus Part B (2) total)			\$4453.06
Part D	Allowance to Host School - Maximum 15% for rental and incidental expenses unless otherwise approved by majority vote		0	
Part E	Profit Subject to Division by Schools (Part C minus Part D)			\$4453.06

LIST BELOW INDIVIDUAL AMOUNTS FOR DISTRICT TOURNAMENT NET PROFITS FROM PART E ABOVE, NOT INCLUDING TRAVEL EXPENSES

School	Amount	School	Amount
Butler	989.56	Iroquois	989.56
Desales	494.78		
Doss	989.56		
Evangel	989.56		

PAID ATTENDANCE BY SESSIONS (Tickets Sold NOT money received)

BOYS			GIRLS			COMBINED		
Session	Paid		Session	Paid		Session	Paid	
1							59	
2							542	
3							126	
4							621	
5								
6								
7								
Total			Total			Total	1348	

**** NOTE ** IF ANY OTHER PLAN FOR THE DIVISION OF TOURNAMENT RECEIPTS IS USED, A MAJORITY VOTE OF THE PARTICIPATING SCHOOLS MUST BE OBTAINED, DOCUMENTED, AND SENT TO THE KHSAA.**

Mike Beard
MANAGER

Iroquois High School
SCHOOL

502-485-8693
DAYTIME PHONE



KHSAA District Basketball Tournament Financial Report
 (return one copy to KHSAA by published deadlines. File separate reports if Girls and Boys
 Tournaments are held separately)

KHSAA Form BK105
Rev 01/06

District # 23 Boys Girls Combined Held at Presentation Academy Dates Feb.22,23,25

Part A	REVENUE ITEMS	Price(s)	Receipts	Totals
	Ticket Sales	\$6 \$4	\$2,773.00	
	Broadcasting		N/A	
	Sponsorship		N/A	
	TOTAL REVENUE (1)			\$2,773.00
Part B	EXPENSE ITEMS		Expenses	
	Game Officials		\$1,485.00	
	Trophies		\$127.90	
	Travel for Participating Teams		N/A	
	Other Itemized Expenses approved by majority vote of schools in tournament (provide separate listing or list on back of this form)		See attached	
	TOTAL EXPENSES (2)			\$3,429.84
Part C	Net Profit (Part A (1) minus Part B (2) total)			-\$656.84
Part D	Allowance to Host School - Maximum 15% for rental and incidental expenses unless otherwise approved by majority vote			
Part E	Profit Subject to Division by Schools (Part C minus Part D)			-\$656.84

LIST BELOW INDIVIDUAL AMOUNTS FOR DISTRICT TOURNAMENT NET PROFITS FROM PART E ABOVE, NOT INCLUDING TRAVEL EXPENSES

School	Amount	School	Amount
Brown	Owe \$109.47	Shawnee	Owe \$109.47
Central	Owe \$109.47	St. Francis	Owe \$109.47
Portland Christian	Owe \$109.47		
Presentation	Owe \$109.49		

PAID ATTENDANCE BY SESSIONS (Tickets Sold NOT money received)

BOYS			GIRLS			COMBINED		
Session	Paid		Session	Paid		Session	Paid	
1						1	424.00	
2						2	1,088.00	
3						3	1,261.00	
4								
5								
6								
7								
Total			Total			Total	2,773.00	

**** NOTE ** IF ANY OTHER PLAN FOR THE DIVISION OF TOURNAMENT RECEIPTS IS USED, A MAJORITY VOTE OF THE PARTICIPATING SCHOOLS MUST BE OBTAINED, DOCUMENTED, AND SENT TO THE KHSAA.**

Carole Dutchka
MANAGER

Presentation Academy
SCHOOL

502-583-5935
DAYTIME PHONE

2010 District 23 Basketball Itemized Finances

<u>Ticket Sales</u>	<u>\$2,773.00</u>
Security: (\$20 per hour)	\$500.00
Trainer: (\$25 per hour)	\$300.00
Tournament Manager fee:	\$150.00
Announcer:	\$180.00
Scoreboard operator:	\$180.00
Scorebook:	\$180.00
Officials: (\$55 per official/27 officials)	\$1485.00
Girl's game ball:	\$40.00
Boy's game ball:	\$40.00
Boy's trophy:	\$63.88
Girl's trophy:	\$64.02
Medals:	\$85.00
<u>Hospitality room:</u>	<u>\$161.94</u>
Expense total:	\$3,429.84
<u>Ticket Sales:</u>	<u>\$2,773.00</u>
Total Profit/Loss:	-\$656.84

Each school owes: \$109.47

MAR - 4 2010



KHSAA District Basketball Tournament Financial Report
 (return one copy to KHSAA by published deadlines. File separate reports if Girls and Boys
 Tournaments are held separately)

KHSAA Form BK105
 Rev 01/06

District # 24 Boys Girls Combined Held at Southern HS Dates Feb22-26

Part A	REVENUE ITEMS	Price(s)	Receipts	Totals
	Ticket Sales	\$6 & \$3	\$8,798.75	
	Broadcasting		zero	
	Sponsorship		zero	
	TOTAL REVENUE (1)			\$8,798.75
Part B	EXPENSE ITEMS		Expenses	
	Game Officials		\$1,320	
	Trophies		\$439.90	
	Travel for Participating Teams		zero	
	Other Itemized Expenses approved by majority vote of schools in tournament (provide separate listing or list on back of this form)		\$1,936.37	
TOTAL EXPENSES (2)			\$3,696.27	
Part C	Net Profit (Part A (1) minus Part B (2) total)			\$5,102.48
Part D	Allowance to Host School - Maximum 15% for rental and incidental expenses unless otherwise approved by majority vote		zero	
Part E	Profit Subject to Division by Schools (Part C minus Part D)			\$5,102.48

LIST BELOW INDIVIDUAL AMOUNTS FOR DISTRICT TOURNAMENT NET PROFITS FROM PART E ABOVE, NOT INCLUDING TRAVEL EXPENSES

School	Amount	School	Amount
Bullitt Central	\$1,020.49	Southern	\$1,020.49
Bullitt East	\$1,020.49		
Fairdale	\$1,020.49		
North Bullitt	\$1,020.49		

PAID ATTENDANCE BY SESSIONS (Tickets Sold NOT money received)

BOYS			GIRLS			COMBINED	
Session	Paid		Session	Paid		Session	Paid
1						Monday	280
2						Tuesday	251
3						Wednesday	403
4			Thursday	209			
5	Friday 408 paid						
6							
7							
Total	408		Total	209		Total	934

**** NOTE ** IF ANY OTHER PLAN FOR THE DIVISION OF TOURNAMENT RECEIPTS IS USED, A MAJORITY VOTE OF THE PARTICIPATING SCHOOLS MUST BE OBTAINED, DOCUMENTED, AND SENT TO THE KHSAA.**

MANAGER David A. Burns

SCHOOL Southern HS

DAYTIME PHONE 502-485-8439

Part B- Expense Items

Game officials $\$55.00 \times 3 = \$165.00 \times 8 \text{ games} = \$1,320$
2 runner-up trophies $\$127.90$ & 24 plaques $\$312.00 = \439.90

.....
Other Itemizes expenses: $\$1,936.93$
Hospitality Room $\$427.37$
Game workers $\$230.00$
Game balls & nets $\$129.56$
Security Mon.-Wed 4 hours @ $\$25.00$ per hour x 2 officers = $\$200.00$ per night for a total of
 $\$600.00$ the 1st 3 nights
 Thursday 2 hours @ $\$25.00$ per hour x 3 officers = $\$150.0$
 Friday 2 hours @ $\$25.00$ per hour x 2 officers = $\$100.00$
 *** 5 day total of $\$850.00$ for the tournament***

Tournament manager $\$300.00$



KHSAA District Basketball Tournament Financial Report
 (return one copy to KHSAA by published deadlines. File separate reports if Girls and Boys
 Tournaments are held separately)

KHSAA Form BK105
Rev 01/06

District # 25 Boys Girls X Combined Held at Mercy Dates 2/22,2/24

Part A	REVENUE ITEMS	Price(s)	Receipts	Totals
	Ticket Sales		\$2189.00	
	Broadcasting			
	Sponsorship			
	TOTAL REVENUE (1)			\$2189.00
Part B	EXPENSE ITEMS		Expenses	
	Game Officials		\$495.00	
	Trophies		\$64.02	
	Travel for Participating Teams		NA	
	Other Itemized Expenses approved by majority vote of schools in tournament (provide separate listing or list on back of this form)		\$792.65	
	TOTAL EXPENSES (2)			\$1351.67
Part C	Net Profit (Part A (1) minus Part B (2) total)			\$837.33
Part D	Allowance to Host School - Maximum 15% for rental and incidental expenses unless otherwise approved by majority vote			
Part E	Profit Subject to Division by Schools (Part C minus Part D)			\$837.33

LIST BELOW INDIVIDUAL AMOUNTS FOR DISTRICT TOURNAMENT NET PROFITS FROM PART E ABOVE, NOT INCLUDING TRAVEL EXPENSES

School	Amount	School	Amount
DuPont Manual	\$406.49		
Collegiate	\$12.16		
Male	\$12.16		
Mercy	\$406.49		

PAID ATTENDANCE BY SESSIONS (Tickets Sold NOT money received)

BOYS			GIRLS			COMBINED		
Session	Paid		Session	Paid		Session	Paid	
1			1	156				
2			2	316				
3								
4								
5								
6								
7								
Total			Total	472		Total		

**** NOTE ** IF ANY OTHER PLAN FOR THE DIVISION OF TOURNAMENT RECEIPTS IS USED, A MAJORITY VOTE OF THE PARTICIPATING SCHOOLS MUST BE OBTAINED, DOCUMENTED, AND SENT TO THE KHSAA.**

Mark Evans
MANAGER

Mercy Academy
SCHOOL

502-671-2010
DAYTIME PHONE



KHSAA District Basketball Tournament Financial Report
 (return one copy to KHSAA by published deadlines. File separate reports if Girls and Boys
 Tournaments are held separately)

KHSAA Form BK105
Rev 01/06

District # 25 Boys Girls Combined Held at Saint Xavier Dates 2/23, 2/25

Part A	REVENUE ITEMS	Price(s)	Receipts	Totals
	Ticket Sales 1113 @ \$5; 40 @ \$2		\$5645.00	
	Broadcasting			
	Sponsorship			
	TOTAL REVENUE (1)			\$5645.00
Part B	EXPENSE ITEMS		Expenses	
	Game Officials 6 @ \$57.50; 3 @ \$55.00		\$510.00	
	Trophies		\$63.88	
	Travel for Participating Teams		NA	
	Other Itemized Expenses approved by majority vote of schools in tournament (provide separate listing or list on back of this form)		\$1024.00	
	TOTAL EXPENSES (2)			\$1597.88
Part C	Net Profit (Part A (1) minus Part B (2) total)			\$4047.12
Part D	Allowance to Host School - Maximum 15% for rental and incidental expenses unless otherwise approved by majority vote		NA	
Part E	Profit Subject to Division by Schools (Part C minus Part D)			\$4047.12

LIST BELOW INDIVIDUAL AMOUNTS FOR DISTRICT TOURNAMENT NET PROFITS FROM PART E ABOVE, NOT INCLUDING TRAVEL EXPENSES

School	Amount	School	Amount
DuPont Manual	\$1387.79 *		
Louisville Collegiate	\$590.77		
Louisville Male	\$1432.79		
Saint Xavier	\$590.77		

*\$45 deducted for ticket advance (9 tickets)

PAID ATTENDANCE BY SESSIONS (Tickets Sold NOT money received)

BOYS		GIRLS		COMBINED	
Session	Paid	Session	Paid	Session	Paid
1	663				
2	490				
3					
4					
5					
6					
7					
Total	1153	Total		Total	

**** NOTE ** IF ANY OTHER PLAN FOR THE DIVISION OF TOURNAMENT RECEIPTS IS USED, A MAJORITY VOTE OF THE PARTICIPATING SCHOOLS MUST BE OBTAINED, DOCUMENTED, AND SENT TO THE KHSAA.**

Alfred H. Danduff

MANAGER

Saint Xavier High School
SCHOOL

502-635-5300
DAYTIME PHONE



KHSAA District Basketball Tournament Financial Report
(return one copy to KHSAA by published deadlines. File separate reports if Girls and Boys
Tournaments are held separately)

KHSAA Form BK105
Rev 01/06

25th District Tournament Expenses 2/23/10 & 2/25/10

	Total	Per night
Police Security	\$454.00	\$227.00
Scorer	\$40.00	\$20.00
PA	\$40.00	\$20.00
Scoreboard	\$40.00	\$20.00
Sellers and Takers	\$300.00	\$150.00
Tournament Manager	\$150.00	\$75.00
TOTAL	\$1024.00	\$512.00



KHSAA District Basketball Tournament Financial Report
 (return one copy to KHSAA by published deadlines. File separate reports if Girls and Boys Tournaments are held separately)

KHSAA Form BK105
 Rev 01/06

District # 26 Boys Girls Combined Held at Assumption High School Dates 2/22/10 - 2/26/10

Part A	REVENUE ITEMS	Price(s)	Receipts	Totals
	Ticket Sales	46 x 2	4168. ⁰⁰	
	Broadcasting		—	
	Sponsorship		—	
	TOTAL REVENUE (1)			4168. ⁰⁰
Part B	EXPENSE ITEMS		Expenses	
	Game Officials		1155. ⁰⁰	
	Trophies		368. ⁸⁰	
	Travel for Participating Teams			
	Other Itemized Expenses approved in advance by majority vote of schools in tournament (provide separate listing or list on back of this form)		1855. ⁰⁰	
	TOTAL EXPENSES (2)			3378. ⁸⁰
Part C	Net Profit (Part A (1) minus Part B (2) total)			
Part D	Allowance to Host School - Maximum 15% for rental and incidental expenses unless otherwise approved by majority vote			
Part E	Profit Subject to Division by Schools (Part C minus Part D)			789. ²⁰

LIST BELOW INDIVIDUAL AMOUNTS FOR DISTRICT TOURNAMENT NET PROFITS FROM PART E ABOVE, NOT INCLUDING TRAVEL EXPENSES

School	Amount	School	Amount
Assumption	87.68	Whitchfield	175.38
Atterton	175.38		
Fish Creek	175.38		
Moore	175.38		

PAID ATTENDANCE BY SESSIONS (Tickets Sold NOT money received)

BOYS		GIRLS		COMBINED	
Session	Paid	Session	Paid	Session	Paid
1					426. ⁰⁰
2					867. ⁰⁰
3					1182. ⁰⁰
4					751. ⁰⁰
5					932. ⁰⁰
6					
7					
Total		Total		Total	4168. ⁰⁰

**** NOTE ** IF ANY OTHER PLAN FOR THE DIVISION OF TOURNAMENT RECEIPTS IS USED, A MAJORITY VOTE OF THE PARTICIPATING SCHOOLS MUST BE OBTAINED, DOCUMENTED, AND SENT TO THE KHSAA.**

Angela Passafiume
 MANAGER

Assumption
 SCHOOL

502-271-2511
 DAYTIME PHONE

District 26 Financial Report Addendum

Total Gate Receipts:	\$4168.00
Total Expenses:	<u>\$3378.80</u>
Total Profit:	\$789.20

Expenses:

Announcer - 7 games	\$175.00
Book - 7 games	\$140.00
Clock - 7 games	\$140.00
Stats - 7 games	\$135.00
Gate - 7 games	\$195.00
Security - 5 nights	\$600.00
Trainer - 7 games	\$140.00
All Tournament Team Awards	\$240.90
District Trophies	\$127.90
Game Officials	\$1155.00
Balls	\$80.00
Tourney Manager	<u>\$250.00</u>
	3378.80



KHSAA District Basketball Tournament Financial Report
 (return one copy to KHSAA by published deadlines. File separate reports if Girls and Boys
 Tournaments are held separately)

KHSAA Form BK105
Rev 01/06

District # 27 Boys Girls Combined Held at Ballard Dates Feb 23rd & 25th

Part A	REVENUE ITEMS	Price(s)	Receipts	Totals
	Ticket Sales	5.00/2.00	1094.00	
	Broadcasting		/	
	Sponsorship		/	
	TOTAL REVENUE (1)			1094

Part B	EXPENSE ITEMS	Expenses	Totals
	Game Officials	495	
	Trophies	120.02	
	Travel for Participating Teams		
	Other Itemized Expenses approved by majority vote of schools in tournament (provide separate listing or list on back of this form)	804.00	
	TOTAL EXPENSES (2)		1419.02

Part C	Net Profit (Part A (1) minus Part B (2) total)		- 325.02
--------	--	--	-----------------

Part D	Allowance to Host School - Maximum 15% for rental and incidental expenses unless otherwise approved by majority vote		/
--------	--	--	---

Part E	Profit Subject to Division by Schools (Part C minus Part D)		- 325.02
--------	---	--	-----------------

LIST BELOW INDIVIDUAL AMOUNTS FOR DISTRICT TOURNAMENT NET PROFITS FROM PART E ABOVE, NOT INCLUDING TRAVEL EXPENSES

School	Amount	School	Amount
BALLARD	- 81.25		
SARASO HEIGHTS	- 81.25		
SENGLA	- 81.25		
WAGGNER	- 81.25		

PAID ATTENDANCE BY SESSIONS (Tickets Sold NOT money received)

BOYS		GIRLS		COMBINED	
Session	Paid	Session	Paid	Session	Paid
1		1	99		
2		2	135		
3					
4					
5					
6					
7					
Total		Total		Total	

**** NOTE ** IF ANY OTHER PLAN FOR THE DIVISION OF TOURNAMENT RECEIPTS IS USED, A MAJORITY VOTE OF THE PARTICIPATING SCHOOLS MUST BE OBTAINED, DOCUMENTED, AND SENT TO THE KHSAA.**

Chris Keaney
MANAGER

BALLARD
SCHOOL

485-8610
DAYTIME PHONE





KHSAA District Basketball Tournament Financial Report
 (return one copy to KHSAA by published deadlines. File separate reports if Girls and Boys
 Tournaments are held separately)

KHSAA Form BK105
Rev 01/06

District # 27 Boys Girls Combined Held at BALLARD Dates _____

Part A	REVENUE ITEMS	Price(s)	Receipts	Totals
	Ticket Sales	5.00/2.00	10,132.00	
	Broadcasting		X	
	Sponsorship		X	
	TOTAL REVENUE (1)			10,132.00
Part B	EXPENSE ITEMS		Expenses	
	Game Officials		495.00	
	Trophies		183.90	
	Travel for Participating Teams		X	
	Other Itemized Expenses approved by majority vote of schools in tournament (provide separate listing or list on back of this form)		1410.39	
TOTAL EXPENSES (2)			2089.29	
Part C	Net Profit (Part A (1) minus Part B (2) total)			
Part D	Allowance to Host School - Maximum 15% for rental and incidental expenses unless otherwise approved by majority vote		X	
Part E	Profit Subject to Division by Schools (Part C minus Part D)			8042.71

LIST BELOW INDIVIDUAL AMOUNTS FOR DISTRICT TOURNAMENT NET PROFITS FROM PART E ABOVE, NOT INCLUDING TRAVEL EXPENSES

School	Amount	School	Amount
BALLARD	2010.67		
SENGKA	2010.67		
TRINITY	2010.67		
WAGGONER	2010.67		

PAID ATTENDANCE BY SESSIONS (Tickets Sold NOT money received)

BOYS			GIRLS			COMBINED		
Session	Paid		Session	Paid		Session	Paid	
1	1071							
2	1000							
3								
4								
5								
6								
7								
Total	2071		Total			Total		

**** NOTE ** IF ANY OTHER PLAN FOR THE DIVISION OF TOURNAMENT RECEIPTS IS USED, A MAJORITY VOTE OF THE PARTICIPATING SCHOOLS MUST BE OBTAINED, DOCUMENTED, AND SENT TO THE KHSAA.**

Charles Kenney
MANAGER

BALLARD
SCHOOL

485-8610
DAYTIME PHONE





KHSAA District Basketball Tournament Financial Report
 (return one copy to KHSAA by published deadlines. File separate reports if Girls and Boys
 Tournaments are held separately)

KHSAA Form BK105
Rev 01/06

District # 28 Boys Girls Combined x Held at Jtown Dates 2-23-26

Part A	REVENUE ITEMS	Price(s)	Receipts	Totals
	Ticket Sales	\$7, \$3	\$8486	
	Broadcasting		0	
	Sponsorship		0	
	TOTAL REVENUE (1)			
Part B	EXPENSE ITEMS		Expenses	
	Game Officials		990	
	Trophies		127.90	
	Travel for Participating Teams		0	
	Other Itemized Expenses approved by majority vote of schools in tournament (provide separate listing or list on back of this form)		2033.30	
	TOTAL EXPENSES (2)			3151.20
Part C	Net Profit (Part A (1) minus Part B (2) total)			5334.80
Part D	Allowance to Host School - Maximum 15% for rental and incidental expenses unless otherwise approved by majority vote		0	
Part E	Profit Subject to Division by Schools (Part C minus Part D)			5334.80

LIST BELOW INDIVIDUAL AMOUNTS FOR DISTRICT TOURNAMENT NET PROFITS FROM PART E ABOVE, NOT INCLUDING TRAVEL EXPENSES

School	Amount	School	Amount
Jtown	1333.70		
CAL	1333.70		
Eastern	1333.70		
KCD	1333.70		

PAID ATTENDANCE BY SESSIONS (Tickets Sold NOT money received)

BOYS		GIRLS		COMBINED	
Session	Paid	Session	Paid	Session	Paid
1				1	854
2				2	2100
3				3	5532
4					
5					
6					
7					
Total		Total		Total	8486

**** NOTE ** IF ANY OTHER PLAN FOR THE DIVISION OF TOURNAMENT RECEIPTS IS USED, A MAJORITY VOTE OF THE PARTICIPATING SCHOOLS MUST BE OBTAINED, DOCUMENTED, AND SENT TO THE KHSAA.**

Jeff Edwards
MANAGER

Jtown
SCHOOL

485-8384
DAYTIME PHONE



KHSAA District Basketball Tournament Financial Report
 (return one copy to KHSAA by published deadlines. File separate reports if Girls and Boys
 Tournaments are held separately)

KHSAA Form BK105
Rev 01/06

District # 29 Boys Girls Combined Held at North Oldham High School Dates Feb.23,24, 26 2010

Part A	REVENUE ITEMS	Price(s)	Receipts	Totals
	Ticket Sales	\$ 5:00	\$ 12,900	
	Broadcasting		-0-	
	Sponsorship		-0-	
	TOTAL REVENUE (1)			\$ 12,900
Part B	EXPENSE ITEMS		Expenses	
	Game Officials		\$ 1,276	
	Trophies-State Winner and Runner Up		\$ 131.23	
	Travel for Participating Teams		-0-	
	Other Itemized Expenses approved by majority vote of schools in tournament (provide separate listing or list on back of this form)		\$ 2,396.90	
	TOTAL EXPENSES (2)			\$ 3,804.13
Part C	Net Profit (Part A (1) minus Part B (2) total)			\$ 9095.87
Part D	Allowance to Host School - Maximum 15% for rental and incidental expenses unless otherwise approved by majority vote		\$ 1,364.38	
Part E	Profit Subject to Division by Schools (Part C minus Part D)			\$ 7,741.39

LIST BELOW INDIVIDUAL AMOUNTS FOR DISTRICT TOURNAMENT NET PROFITS FROM PART E ABOVE, NOT INCLUDING TRAVEL EXPENSES

School	Amount	School	Amount
Oldham County High School	\$ 1,932.88		
South Oldham High School	\$ 1,932.87		
Trimble County High School	\$ 1,932.87		
North Oldham High School	\$ 1,932.87		

PAID ATTENDANCE BY SESSIONS (Tickets Sold NOT money received)

BOYS			GIRLS			COMBINED	
Session	Paid		Session	Paid		Session	Paid
1						2/23/10	408
2						2/24/10	742
3						2/26/10	1430
4							
5							
6							
7							
Total			Total			Total	2,580

**** NOTE ** IF ANY OTHER PLAN FOR THE DIVISION OF TOURNAMENT RECEIPTS IS USED, A MAJORITY VOTE OF THE PARTICIPATING SCHOOLS MUST BE OBTAINED, DOCUMENTED, AND SENT TO THE KHSAA.**

Tom Clemons
MANAGER

North Oldham High School
SCHOOL

502-228-0158
DAYTIME PHONE



KHSAA District Basketball Tournament Financial Report
 (return one copy to KHSAA by published deadlines. File separate reports if Girls and Boys
 Tournaments are held separately)

KHSAA Form BK105
Rev 01/06

District # 30 Boys Girls Combined x Held at Shelby County Dates 2-23, 2-24, 2-26

Part A	REVENUE ITEMS	Price(s)	Receipts	Totals
	Ticket Sales	\$6A/\$3S	\$9845.75	
	Broadcasting		N/A	
	Sponsorship		N/A	
	TOTAL REVENUE (1)			\$9845.75
Part B	EXPENSE ITEMS		Expenses	
	Game Officials		\$1235.00	
	Trophies		\$665.48	
	Travel for Participating Teams		N/A	
	Other Itemized Expenses approved by majority vote of schools in tournament (provide separate listing or list on back of this form)		See attached sheet	
	TOTAL EXPENSES (2)			\$4346.22
Part C	Net Profit (Part A (1) minus Part B (2) total)			\$5499.53
Part D	Allowance to Host School - Maximum 15% for rental and incidental expenses unless otherwise approved by majority vote		N/A	
Part E	Profit Subject to Division by Schools (Part C minus Part D)			\$5499.53

LIST BELOW INDIVIDUAL AMOUNTS FOR DISTRICT TOURNAMENT NET PROFITS FROM PART E ABOVE, NOT INCLUDING TRAVEL EXPENSES

School	Amount	School	Amount
Anderson County	\$1374.88		
Eminence	\$1374.88		
Shelby County	\$1374.89		
Spencer County	\$1374.88		

PAID ATTENDANCE BY SESSIONS (Tickets Sold NOT money received)

BOYS		GIRLS		COMBINED	
Session	Paid	Session	Paid	Session	Paid
1					
2					
3					
4					
5					
6					
7					
Total		Total		Total	

**** NOTE ** IF ANY OTHER PLAN FOR THE DIVISION OF TOURNAMENT RECEIPTS IS USED, A MAJORITY VOTE OF THE PARTICIPATING SCHOOLS MUST BE OBTAINED, DOCUMENTED, AND SENT TO THE KHSAA.**

Sally Zimmerman
MANAGER

Shelby County
SCHOOL

502-633-2344
DAYTIME PHONE



KHSAA District Basketball Tournament Financial Report
 (return one copy to KHSAA by published deadlines. File separate reports if Girls and Boys
 Tournaments are held separately)

KHSAA Form BK105
Rev 01/06

District # 31 Boys Girls Combined X Held at Gallatin County Dates 3/1,2,4, 5

Part A	REVENUE ITEMS	Price(s)	Receipts	Totals
	Ticket Sales	12230.00		
	Broadcasting			
	Sponsorship			
	TOTAL REVENUE (1)			\$12,230.00
Part B	EXPENSE ITEMS		Expenses	
	Game Officials		1350.00	
	Trophies		495.00	
	Travel for Participating Teams		0	
	Other Itemized Expenses approved by majority vote of schools in tournament (provide separate listing or list on back of this form)		1322.00	
	TOTAL EXPENSES (2)			\$3,167.00
Part C	Net Profit (Part A (1) minus Part B (2) total)			
Part D	Allowance to Host School - Maximum 15% for rental and incidental expenses unless otherwise approved by majority vote		0	
Part E	Profit Subject to Division by Schools (Part C minus Part D)			\$9063.00

LIST BELOW INDIVIDUAL AMOUNTS FOR DISTRICT TOURNAMENT NET PROFITS FROM PART E ABOVE, NOT INCLUDING TRAVEL EXPENSES

School	Amount	School	Amount
Carroll County	\$2,265.75		
Gallatin County	\$2,265.75		
Henry County	\$2,265.75		
Owen County	@2,265.75		

PAID ATTENDANCE BY SESSIONS (Tickets Sold NOT money received)

BOYS			GIRLS			COMBINED	
Session	Paid		Session	Paid		Session	Paid
1	3875.00		1	2350.00			
2	3800.00		2	2205.00			
3							
4							
5							
6							
7							
Total	7675.00		Total	4555.00		Total	

**** NOTE ** IF ANY OTHER PLAN FOR THE DIVISION OF TOURNAMENT RECEIPTS IS USED, A MAJORITY VOTE OF THE PARTICIPATING SCHOOLS MUST BE OBTAINED, DOCUMENTED, AND SENT TO THE KHSAA.**

Linda Edmondson
MANAGER

Gallatin County High
SCHOOL

859-567-5860
DAYTIME PHONE



KHSAA District Basketball Tournament Financial Report
 (return one copy to KHSAA by published deadlines. File separate reports if Girls and Boys
 Tournaments are held separately)

KHSAA Form BK105
Rev 01/06

District # 32 Boys Girls Combined Held at Walton-Verona High School Dates 2/22-27

Part A	REVENUE ITEMS	Price(s)	Receipts	Totals
	Ticket Sales	5.00	12,048.00	
	Broadcasting		0.00	
	Sponsorship		0.00	
	TOTAL REVENUE (1)			12,048.00
Part B	EXPENSE ITEMS		Expenses	
	Game Officials		1350.00	
	Trophies		722.00	
	Travel for Participating Teams		0.00	
	Other Itemized Expenses approved by majority vote of schools in tournament (provide separate listing or list on back of this form)		2752.22	
	TOTAL EXPENSES (2)			4824.22
Part C	Net Profit (Part A (1) minus Part B (2) total)			7223.78
Part D	Allowance to Host School - Maximum 15% for rental and incidental expenses unless otherwise approved by majority vote		0.00	
Part E	Profit Subject to Division by Schools (Part C minus Part D)			7223.78

LIST BELOW INDIVIDUAL AMOUNTS FOR DISTRICT TOURNAMENT NET PROFITS FROM PART E ABOVE, NOT INCLUDING TRAVEL EXPENSES

School	Amount	School	Amount
Grant County High School	1805.95		
Simon Kenton High School	1805.95		
Walton-Verona High School	1805.95		
Williamstown High School	1805.95		

PAID ATTENDANCE BY SESSIONS (Tickets Sold NOT money received)

BOYS			GIRLS		COMBINED		
Session	Paid		Session	Paid		Session	Paid
1	261		1	504			
2	548		2	372			
3	724						
4							
5							
6							
7							
Total	1533		Total	876		Total	

**** NOTE ** IF ANY OTHER PLAN FOR THE DIVISION OF TOURNAMENT RECEIPTS IS USED, A MAJORITY VOTE OF THE PARTICIPATING SCHOOLS MUST BE OBTAINED, DOCUMENTED, AND SENT TO THE KHSAA.**

Kyle Bennett
MANAGER

Walton-Verona High School
SCHOOL

(859) 485-7721
DAYTIME PHONE

2010 32nd District Financial Report

Income	Amount	Expenses	Amount	Games	Per Game	
Gate Receipt 2/22	\$2,520.00	Officials	\$1,350.00	6	\$165.00	(\$55 + Mileage each game)
Gate Receipt 2/23	\$1,305.00	Team Trophies	\$256.00	Provided by KHSAA		
Gate Receipt 2/24	\$2,743.00	All Tournament Trophies	\$226.00			
Gate Receipt 2/25	\$1,860.00	Official Scorer	\$90.00	6	\$15.00	
Gate Receipt 2/26	\$3,620.00	Announcer	\$90.00	6	\$15.00	
Total Income	\$12,048.00	Scoreboard Operator	\$90.00	6	\$15.00	
		Admission Gate Worker	\$180.00	6	\$30.00	(2 at gate)
		Certified Athletic Trainer	\$90.00	6	\$15.00	
		Game Ball	\$1,013.22			26 balls (13 boys & 13 girls)
		Custodian / Clean-Up	\$150.00	5	\$30.00	
		Hospitality Room	\$455.00	(Subway \$100, Kroger \$75, LaRosas \$80, Kroger \$80)		
		Tournament Manager				
		Parking	\$90.00	6	\$15.00	
		Security (Boone Co Police)	\$360.00	6	\$60.00	
		Academic Plaques	\$240.00			
		Pass Gate Worker	\$90.00	6	\$15.00	
Total Gross Profit	\$12,048.00	Subs for Officials	\$54.00	18	\$3.00	
Total Expenses	\$4,824.22					
Net Profit	\$7,223.78	Total Expenses	\$4,824.22			

Grant County \$1,805.95
Simon Kenton \$1,805.95
Walton-Verona \$1,805.95
Williamstown \$1,805.95

x _____

Submitted by
Kyle Bennett
 Walton-Verona High School
 Athletic Director
 2010 32nd District
 Tournament Director



KHSAA District Basketball Tournament Financial Report
 (return one copy to KHSAA by published deadlines. File separate reports if Girls and Boys
 Tournaments are held separately)

KHSAA Form BK105
Rev 01/06

District # 33 Boys Girls Combined Held at Ryle HS Dates 2/22-2/26

Part A	REVENUE ITEMS	Price(s)	Receipts	Totals
	Ticket Sales	\$5	\$12,625	
	Broadcasting		0	
	Sponsorship		0	
	TOTAL REVENUE (1)			\$12,625
Part B	EXPENSE ITEMS		Expenses	
	Game Officials		See Attached	
	Trophies		See Attached	
	Travel for Participating Teams		0	
	Other Itemized Expenses approved by majority vote of schools in tournament (provide separate listing or list on back of this form)		See Attached Document	
	TOTAL EXPENSES (2)			\$3,559
Part C	Net Profit (Part A (1) minus Part B (2) total)			\$9066.00
Part D	Allowance to Host School - Maximum 15% for rental and incidental expenses unless otherwise approved by majority vote		\$906.00	
Part E	Profit Subject to Division by Schools (Part C minus Part D)			\$8160

LIST BELOW INDIVIDUAL AMOUNTS FOR DISTRICT TOURNAMENT NET PROFITS FROM PART E ABOVE, NOT INCLUDING TRAVEL EXPENSES

School	Amount	School	Amount
Boone County (2)	\$1813.34	Heritage (1)	\$906.67
Conner (2)	\$1813.34		
Cooper (2)	\$1813.34		
Ryle (2)	\$1813.34		

PAID ATTENDANCE BY SESSIONS (Tickets Sold NOT money received)

BOYS			GIRLS			COMBINED	
Session	Paid		Session	Paid		Session	Paid
1							176
2							381
3							682
4							634
5							652
6							
7							
Total			Total			Total	2525

**** NOTE ** IF ANY OTHER PLAN FOR THE DIVISION OF TOURNAMENT RECEIPTS IS USED, A MAJORITY VOTE OF THE PARTICIPATING SCHOOLS MUST BE OBTAINED, DOCUMENTED, AND SENT TO THE KHSAA.**

MANAGER _____

SCHOOL _____

DAYTIME PHONE _____

2010 District Basketball- Expenses

Item	Amount
Officials	\$1,260
Workers	\$1,000
Signs	\$88.75
Team Trophies	\$131.23
All Tourney plaques	\$182.50
Mis- scorebook, basket, nets	\$196.91
Announcers	\$175
Official Scorers	\$175
Scoreboard operators	\$350
total	\$3,559



KHSAA District Basketball Tournament Financial Report
 (return one copy to KHSAA by published deadlines. File separate reports if Girls and Boys
 Tournaments are held separately)

KHSAA Form BK105
Rev 01/06

MAR 11 2010

District # 34 Boys Girls Combined Held at St. Henry District HS Dates March 23-26

Part A	REVENUE ITEMS	Price(s)	Receipts	Totals
	Ticket Sales	\$3 /\$5	\$6,139.00	
	Broadcasting		0	
	Sponsorship		0	
	TOTAL REVENUE (1)			\$6,139.00
Part B	EXPENSE ITEMS		Expenses	
	Game Officials		\$1,440.00	
	Trophies		\$ 249.88	
	Travel for Participating Teams			
	Other Itemized Expenses approved by majority vote of schools in tournament (provide separate listing or list on back of this form)		\$1,356.98	
TOTAL EXPENSES (2)			\$3,046.86	
Part C	Net Profit (Part A (1) minus Part B (2) total)			\$3,092.14
Part D	Allowance to Host School - Maximum 15% for rental and incidental expenses unless otherwise approved by majority vote		\$ 463.82	
Part E	Profit Subject to Division by Schools (Part C minus Part D)			\$2,628.32

LIST BELOW INDIVIDUAL AMOUNTS FOR DISTRICT TOURNAMENT NET PROFITS FROM PART E ABOVE, NOT INCLUDING TRAVEL EXPENSES

School	Amount	School	Amount
Dixie Heights	\$525.66	Villa Madonna	\$525.66
Lloyd Memorial	\$525.66		
Ludlow	\$525.66		
St. Henry District	\$525.68		

PAID ATTENDANCE BY SESSIONS (Tickets Sold NOT money received)

BOYS		GIRLS		COMBINED	
Session	Paid	Session	Paid	Session	Paid
1				1	196
2				2	168
3				3	500
4				4	657
5					
6					
7					
Total		Total		Total	1,521

**** NOTE ** IF ANY OTHER PLAN FOR THE DIVISION OF TOURNAMENT RECEIPTS IS USED, A MAJORITY VOTE OF THE PARTICIPATING SCHOOLS MUST BE OBTAINED, DOCUMENTED, AND SENT TO THE KHSAA.**

Jay Graue
MANAGER

St. Henry District High School
SCHOOL

859-525-0255
DAYTIME PHONE

34th District Tournament Itemized Expense

Game Management	\$ 360.00
Game Balls & Nets	\$ 111.98
Score Keeper/Stats/Announcer/Clock	\$ 475.00
Maintenance/Salt	\$ 130.00
Clean-Up	\$ 80.00
Tournament Directors	<u>\$ 200.00</u>
	\$1,356.98



KHSAA District Basketball Tournament Financial Report
 (return one copy to KHSAA by published deadlines. File separate reports if Girls and Boys
 Tournaments are held separately)

KHSAA Form BK105
 Rev 01/06

MAR 12 2010

District # 35 Boys Girls X Combined Held at Notre Dame Academy Dates 2/23 & 2/26

Part A	REVENUE ITEMS	Price(s)	Receipts	Totals
	Ticket Sales	5.00/3.00	2461.00	
	Broadcasting		0	
	Sponsorship		0	
	TOTAL REVENUE (1)			2461.00
Part B	EXPENSE ITEMS		Expenses	
	Game Officials		540.00	
	Trophies		118.97	
	Travel for Participating Teams			
	Other Itemized Expenses approved by majority vote of schools in tournament (provide separate listing or list on back of this form)		414.97	
TOTAL EXPENSES (2)			1073.94	
Part C	Net Profit (Part A (1) minus Part B (2) total)			1387.06
Part D	Allowance to Host School - Maximum 15% for rental and incidental expenses unless otherwise approved by majority vote		208.10	
Part E	Profit Subject to Division by Schools (Part C minus Part D)			1178.96

LIST BELOW INDIVIDUAL AMOUNTS FOR DISTRICT TOURNAMENT NET PROFITS FROM PART E ABOVE, NOT INCLUDING TRAVEL EXPENSES

School	Amount	School	Amount
Holy Cross	294.74		
Beechwood	294.74		
Holmes	294.74		
Notre Dame Academy	294.74		

PAID ATTENDANCE BY SESSIONS (Tickets Sold NOT money received)

BOYS			GIRLS			COMBINED		
Session	Paid		Session	Paid		Session	Paid	
1								
2								
3								
4								
5								
6								
7								
Total			Total			Total		

**** NOTE ** IF ANY OTHER PLAN FOR THE DIVISION OF TOURNAMENT RECEIPTS IS USED, A MAJORITY VOTE OF THE PARTICIPATING SCHOOLS MUST BE OBTAINED, DOCUMENTED, AND SENT TO THE KHSAA.**

Kim Gunning
 MANAGER

NOTRE DAME ACADEMY
 SCHOOL

859 292-7730
 DAYTIME PHONE

ANNOUNCERS	3 games @ \$30 = 90-
CLOCK	3 games @ \$30 = 90-
SCORER	3 games @ \$40 = 120-
TRAINER	3 games @ \$20 = 60-
	<hr/>
	\$ 360.00

Nets & Ball \$54.97

GRAND TOTAL ~~\$~~ 414.97

MAR -5 2010



KHSAA District Basketball Tournament Financial Report
 (return one copy to KHSAA by published deadlines. File separate reports if Girls and Boys
 Tournaments are held separately)

KHSAA Form BK105
 Rev 01/06

District # 35 Boys Girls Combined Held at COVINGTON CATHOLIC Dates FEB 24, 26

Part A	REVENUE ITEMS	Price(s)	Receipts	Totals
	Ticket Sales	5/3	7596	
	Broadcasting			
	Sponsorship			
	TOTAL REVENUE (1)			7596.00
Part B	EXPENSE ITEMS		Expenses	
	Game Officials		540.00	
	Trophies		121.81	
	Travel for Participating Teams			
	Other Itemized Expenses approved in advance by majority vote of schools in tournament (provide separate listing or list on back of this form) <i>(Listed on BACK)</i>		655.99	
	TOTAL EXPENSES (2)			1317.80
Part C	Net Profit (Part A (1) minus Part B (2) total)			6278.20
Part D	Allowance to Host School - Maximum 15% for rental and incidental expenses unless otherwise approved by majority vote		941.73	
Part E	Profit Subject to Division by Schools (Part C minus Part D)			5336.47

LIST BELOW INDIVIDUAL AMOUNTS FOR DISTRICT TOURNAMENT NET PROFITS FROM PART E ABOVE, NOT INCLUDING TRAVEL EXPENSES

School	Amount	School	Amount
BEECHWOOD	1334.12		
HOLMES	1334.12		
HOLY CROSS	1334.12		
COVINGTON CATHOLIC	1334.11		

PAID ATTENDANCE BY SESSIONS (Tickets Sold NOT money received)

BOYS		GIRLS		COMBINED	
Session	Paid	Session	Paid	Session	Paid
1					
2					
3					
4					
5					
6					
7					
Total		Total		Total	

**** NOTE ** IF ANY OTHER PLAN FOR THE DIVISION OF TOURNAMENT RECEIPTS IS USED, A MAJORITY VOTE OF THE PARTICIPATING SCHOOLS MUST BE OBTAINED, DOCUMENTED, AND SENT TO THE KHSAA.**

MIKE GUIDUGLI
 MANAGER

COVINGTON CATHOLIC
 SCHOOL

859-491-2247
 DAYTIME PHONE

OTHER EXPENSES

BASKETBALL - 40.99

SCORER - 120.00

TIMER - 90.00

ARMANDER - 90.00

SECURITY - 315.00

655.99



KHSAA District Basketball Tournament Financial Report
 (return one copy to KHSAA by published deadlines. File separate reports if Girls and Boys
 Tournaments are held separately)

KHSAA Form BK105
 Rev 01/06

District # 36 Boys Girls Combined Held at Newport High School Dates Feb 22/23/24/26/27, 2010

Part A	REVENUE ITEMS	Price(s)	Receipts	Totals
	Ticket Sales	3.00/5.00	12,709.00	
	Broadcasting			
	Sponsorship			
	TOTAL REVENUE (1)			12,709.00
Part B	EXPENSE ITEMS		Expenses	
	Game Officials		1,440.00	
	Trophies		127.90	
	Travel for Participating Teams			
	Other Itemized Expenses approved by majority vote of schools in tournament (provide separate listing or list on back of this form)		2,035.77	
	TOTAL EXPENSES (2)			3,603.67
Part C	Net Profit (Part A (1) minus Part B (2) total)			9,105.33
Part D	Allowance to Host School - Maximum 15% for rental and incidental expenses unless otherwise approved by majority vote			
Part E	Profit Subject to Division by Schools (Part C minus Part D)			9,105.33

LIST BELOW INDIVIDUAL AMOUNTS FOR DISTRICT TOURNAMENT NET PROFITS FROM PART E ABOVE, NOT INCLUDING TRAVEL EXPENSES

School	Amount	School	Amount
Belleveue High	1,821.07	Newport Independent	1,021.05
Dayton High	1,821.07		
Highlands High	1,821.07		
Newport Central Catholic	1,821.07		

PAID ATTENDANCE BY SESSIONS (Tickets Sold NOT money received)

BOYS		GIRLS		COMBINED	
Session	Paid	Session	Paid	Session	Paid
1					1,205
2					1,097
3					4,736
4					974
5					4,697
6					
7					
Total		Total		Total	12,709

**** NOTE ** IF ANY OTHER PLAN FOR THE DIVISION OF TOURNAMENT RECEIPTS IS USED, A MAJORITY VOTE OF THE PARTICIPATING SCHOOLS MUST BE OBTAINED, DOCUMENTED, AND SENT TO THE KHSAA.**

[Signature]
 MANAGER

Newport Independent High School
 SCHOOL

859-292-3023
 DAYTIME PHONE



KHSAA District Basketball Tournament Financial Report
 (return one copy to KHSAA by published deadlines. File separate reports if Girls and Boys
 Tournaments are held separately)

KHSAA Form BK105
Rev 01/06

District # 37 Boys Girls Combined X Held at Campbell County M.S. Dates 2/22-27/10

Part A	REVENUE ITEMS	Price(s)	Receipts	Totals
	Ticket Sales	\$5.00	\$12,110.00	
	Broadcasting			
	Sponsorship			
	TOTAL REVENUE (1)			\$12,110.00
Part B	EXPENSE ITEMS		Expenses	
	Game Officials		\$1899.60	
	Trophies		\$131.23	
	Travel for Participating Teams			
	Other Itemized Expenses approved by majority vote of schools in tournament (provide separate listing or list on back of this form)		\$2944.78	
	TOTAL EXPENSES (2)			\$4975.61
Part C	Net Profit (Part A (1) minus Part B (2) total)			\$7134.39
Part D	Allowance to Host School - Maximum 15% for rental and incidental expenses unless otherwise approved by majority vote		B.B. \$500.00 S.G. \$500.00 \$1000.00	
Part E	Profit Subject to Division by Schools (Part C minus Part D)			\$6134.39

LIST BELOW INDIVIDUAL AMOUNTS FOR DISTRICT TOURNAMENT NET PROFITS FROM PART E ABOVE, NOT INCLUDING TRAVEL EXPENSES

School	Amount	School	Amount
Calvary Christian	\$1226.87	Silver Grove	\$1726.87
Campbell Co.	\$1226.87		
Scott H.S.	\$1226.87		
Bishop Brossart	\$1726.87		

PAID ATTENDANCE BY SESSIONS (Tickets Sold NOT money received)

BOYS			GIRLS			COMBINED	
Session	Paid		Session	Paid		Session	Paid
1						1	39
2						2	118
3						3	443
4						4	918
5						5	254
6						6	650
7							
Total			Total			Total	2422

**** NOTE ** IF ANY OTHER PLAN FOR THE DIVISION OF TOURNAMENT RECEIPTS IS USED, A MAJORITY VOTE OF THE PARTICIPATING SCHOOLS MUST BE OBTAINED, DOCUMENTED, AND SENT TO THE KHSAA.**

Bob Jones
MANAGER

Campbell County
SCHOOL

859-448-4896
DAYTIME PHONE



KHSAA District Basketball Tournament Financial Report
 (return one copy to KHSAA by published deadlines. File separate reports if Girls and Boys
 Tournaments are held separately)

KHSAA Form BK105
Rev 01/06

District # 38 Boys Girls Combined Held at Harrison Co. High School Dates Feb. 22, 23, 25, 26

Part A	REVENUE ITEMS	Price(s)	Receipts	Totals
	Ticket Sales 2854 @ \$5 (\$9.75 short in reconciliation)	\$5	\$14,260.25	
	Broadcasting		n/a	
	Sponsorship		n/a	
	TOTAL REVENUE (1)			\$14,260.25
Part B	EXPENSE ITEMS		Expenses	
	Game Officials		\$1258.80	
	Trophies		\$131.23	
	Travel for Participating Teams		\$600	
	Other Itemized Expenses approved by majority vote of schools in tournament (provide separate listing or list on back of this form)		\$1360	
		TOTAL EXPENSES (2)		
Part C	Net Profit (Part A (1) minus Part B (2) total)			\$10910.22
Part D	Allowance to Host School - Maximum 15% for rental and incidental expenses unless otherwise approved by majority vote		\$1100	
Part E	Profit Subject to Division by Schools (Part C minus Part D)			\$9810.22

LIST BELOW INDIVIDUAL AMOUNTS FOR DISTRICT TOURNAMENT NET PROFITS FROM PART E ABOVE, NOT INCLUDING TRAVEL EXPENSES

School	Amount	School	Amount
Deming	\$2452.55		
Harrison Co.	\$2452.55		
Nicholas Co.	\$2452.55		
Pendleton Co.	\$2452.55		

PAID ATTENDANCE BY SESSIONS (Tickets Sold NOT money received)

BOYS			GIRLS			COMBINED		
Session	Paid		Session	Paid		Session	Paid	
1						Mar. 22	710	
2						Mar. 23	763	
3						Mar. 25	326	
4						Mar. 26	1055	
5								
6								
7								
Total			Total			Total	2854	

**** NOTE ** IF ANY OTHER PLAN FOR THE DIVISION OF TOURNAMENT RECEIPTS IS USED, A MAJORITY VOTE OF THE PARTICIPATING SCHOOLS MUST BE OBTAINED, DOCUMENTED, AND SENT TO THE KHSAA.**

Lee Kendall
MANAGER

Harrison County High School
SCHOOL

859-588-1725 (cell)
DAYTIME PHONE

Lee Kendall, AD
3/8/10

38th District Basketball Tournament 2010 Financial Report Addendum

Itemized Expenses:

1. "Host School" incentive -- \$500 to Deming High School
2. Game Workers payment (PA, Score Keepers, Clock Keepers) @ \$20 per game -- \$360
3. Tournament Manager -- \$400
4. Basketballs, nets, scorebooks -- \$100

TOTAL ITEMIZED EXPENSES.....\$1360

Host School Expenses:

1. Gate Workers -- \$150 per session x four sessions = \$600
2. Gym Cleanup -- \$150 for sessions 1 and 2; \$100 for sessions 3 and 4 = \$500

TOTAL HOST SCHOOL EXPENSES.....\$1100

Travel to Be paid to Participating Schools @ \$1.50 per mile:

Deming -- two trips @ 50 miles round-trip.....	\$150
Harrison County -- N/A	
Nicholas County -- three trips @ 36 miles round-trip.....	\$162
Pendleton County -- four trips @ 48 miles round-trip.....	\$288

TOTAL PAID FOR SCHOOL TRAVEL..... \$600

Total Shares Per School:

Deming.....	\$3102.55
Harrison County.....	\$2452.55
Nicholas County.....	\$2614.55
Pendleton County.....	\$2740.55

TOTAL SHARES PAID OUT TO 38TH DISTRICT SCHOOLS.....\$10,910.20



KHSAA District Basketball Tournament Financial Report
 (return one copy to KHSAA by published deadlines. File separate reports if Girls and Boys
 Tournaments are held separately)

KHSAA Form BK106
 Rev 01/06

District # 39 Boys Girls Combined X Held at Bracken Co. High School Dates Feb 22-25

Part A	REVENUE ITEMS	Price(s)	Receipts	Totals
	Ticket Sales	\$6	\$13092.25	
	Broadcasting		0	
	Sponsorship		0	
	TOTAL REVENUE (1)			\$13092.25
Part B	EXPENSE ITEMS		Expenses	
	Game Officials		\$1242.00	
	Trophies		\$131.23	
	Travel for Participating Teams		\$378.00	
	Other Itemized Expenses approved by majority vote of schools in tournament (provide separate listing or list on back of this form)		\$678.55	
	TOTAL EXPENSES (2)			\$2429.78
Part C	Net Profit (Part A (1) minus Part B (2) total)			\$10662.47
Part D	Allowance to Host School - Maximum 15% for rental and incidental expenses unless otherwise approved by majority vote			\$1800.00
Part E	Profit Subject to Division by Schools (Part C minus Part D)			\$8862.47

LIST BELOW INDIVIDUAL AMOUNTS FOR DISTRICT TOURNAMENT NET PROFITS FROM PART E ABOVE, NOT INCLUDING TRAVEL EXPENSES

School	Amount	School	Amount
Augusta	\$2215.62		
Bracken County	\$2215.61		
Mason County	\$2215.62		
St. Patrick	\$2215.62		

PAID ATTENDANCE BY SESSIONS (Tickets Sold NOT money received)

BOYS		GIRLS		COMBINED	
Session	Paid	Session	Paid	Session	Paid
1				1	527
2				2	691
3				3	957
4					
5					
6					
7					
Total		Total		Total	2175

**** NOTE ** IF ANY OTHER PLAN FOR THE DIVISION OF TOURNAMENT RECEIPTS IS USED, A MAJORITY VOTE OF THE PARTICIPATING SCHOOLS MUST BE OBTAINED, DOCUMENTED, AND SENT TO THE KHSAA.**

Christopher J. King
 MANAGER


Bracken Co. High School
 SCHOOL

606-735-3153
 DAYTIME PHONE

2010 39th District Tournament**form bk105 part 8**

Other Expenses	
Tournament Manager	\$300.00
Official Game Workers	\$240.00
2 Game Balls	\$88.57
Tickets for Patrons	\$34.00
Scorebooks	\$7.98
Nets	\$8.00
Total	\$678.55

Team Travel Allowance	
Augusta	\$54.00
Bracken	\$0.00
Mason	\$204.00
St. Patrick	\$120.00
Total	\$378.00



KHSAA District Basketball Tournament Financial Report

(return one copy to KHSAA by published deadlines. File separate reports if Girls and Boys Tournaments are held separately)

District # 40 Boys Girls Combined Held at Montgomery County Dates 2/22 & 2/24

Part	Item	Price(s)	Receipts	Totals
Part A	REVENUE ITEMS		\$4,158.00	
	Ticket Sales			
	Broadcasting			
	Sponsorship			
	TOTAL REVENUE (1)			
Part B	EXPENSE ITEMS		Expenses	
	Game Officials		\$652.50	
	Trophies		\$ 65.68	
	Travel for Participating Teams			
	Other Itemized Expenses approved by majority vote of schools in tournament (provide separate listing or list on back of this form)			
	TOTAL EXPENSES (2)			\$1,411.68
Part C	Net Profit (Part A (1) minus Part B (2) total)			\$ 2,746.32
Part D	Allowance to Host School - Maximum 15% for rental and incidental expenses unless otherwise approved by majority vote			
Part E	Profit Subject to Division by Schools (Part C minus Part D)			

LIST BELOW INDIVIDUAL AMOUNTS FOR DISTRICT TOURNAMENT NET PROFITS FROM PART E ABOVE, NOT INCLUDING TRAVEL EXPENSES

School	Amount	School	Amount
Montgomery County	\$686.58		
Clark County	\$686.58		
Bourbon County	\$686.58		
Paris	\$686.58		

PAID ATTENDANCE BY SESSIONS (Tickets Sold NOT money received)

BOYS		GIRLS		COMBINED	
Session	Paid	Session	Paid	Session	Paid
1			324		
2			378		
3					
4					
5					
6					
7					
Total		Total		Total	

**** NOTE ** IF ANY OTHER PLAN FOR THE DIVISION OF TOURNAMENT RECEIPTS IS USED, A MAJORITY VOTE OF THE PARTICIPATING SCHOOLS MUST BE OBTAINED, DOCUMENTED, AND SENT TO THE KHSAA.**

BART REASON
MANAGER

MONTGOMERY CO. H.S.
SCHOOL

859-497-8765
DAYTIME PHONE



KHSAA District Basketball Tournament Financial Report
 (return one copy to KHSAA by published deadlines. File separate reports if Girls and Boys
 Tournaments are held separately)

KHSAA Form BK105
Rev 01/06

District # 40 Boys x Girls Combined Held at Clark County

Dates **APR 13 2010**
2/22 &
2/26

Part A	REVENUE ITEMS	Price(s)	Receipts	Totals
	Ticket Sales		10,576.00	
	Broadcasting			
	Sponsorship			
	TOTAL REVENUE (1)			10,576.00
Part B	EXPENSE ITEMS		Expenses	
	Game Officials		651.80	
	Trophies		65.55	
	Travel for Participating Teams		0	
	Other Itemized Expenses approved by majority vote of schools in tournament (provide separate listing or list on back of this form)		1323.75	
	TOTAL EXPENSES (2)			2041.10
Part C	Net Profit (Part A (1) minus Part B (2) total)			8534.90
Part D	Allowance to Host School - Maximum 15% for rental and incidental expenses unless otherwise approved by majority vote			
Part E	Profit Subject to Division by Schools (Part C minus Part D)			


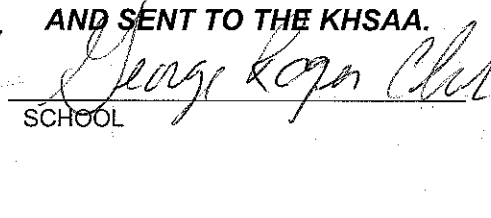
LIST BELOW INDIVIDUAL AMOUNTS FOR DISTRICT TOURNAMENT NET PROFITS FROM PART E ABOVE, NOT INCLUDING TRAVEL EXPENSES

School	Amount	School	Amount
Bourbon County	2133.73		
Montgomery County	2133.73		
Paris	2133.73		
George Rogers Clark	2133.71		

PAID ATTENDANCE BY SESSIONS (Tickets Sold NOT money received)

BOYS		GIRLS		COMBINED	
Session	Paid	Session	Paid	Session	Paid
1					
2					
3					
4					
5					
6					
7					
Total		Total		Total	

**** NOTE ** IF ANY OTHER PLAN FOR THE DIVISION OF TOURNAMENT RECEIPTS IS USED, A MAJORITY VOTE OF THE PARTICIPATING SCHOOLS MUST BE OBTAINED, DOCUMENTED, AND SENT TO THE KHSAA.**



 859-808-2001
 MANAGER SCHOOL DAYTIME PHONE



KHSAA District Basketball Tournament Financial Report
 (return one copy to KHSAA by published deadlines. File separate reports if Girls and Boys
 Tournaments are held separately)

KHSAA Form BK105
Rev 01/06

District # 41 Boys Girls Combined XX Held at Frankfort Civic Center Dates 2/22, 2/23, 2/25

Part A	REVENUE ITEMS	Price(s)	Receipts	Totals
	Ticket Sales	\$5.00	9859.00	
	Broadcasting			
	Sponsorship		3000.00	
	TOTAL REVENUE (1)			12859.00
Part B	EXPENSE ITEMS		Expenses	
	Game Officials		1236.00	
	Trophies		132.17	
	Travel for Participating Teams			
	Other Itemized Expenses approved by majority vote of schools in tournament (provide separate listing or list on back of this form)		5625.50	
	TOTAL EXPENSES (2)			6993.67
Part C	Net Profit (Part A (1) minus Part B (2) total)			5865.33
Part D	Allowance to Host School - Maximum 15% for rental and incidental expenses unless otherwise approved by majority vote			
Part E	Profit Subject to Division by Schools (Part C minus Part D)			5865.33

LIST BELOW INDIVIDUAL AMOUNTS FOR DISTRICT TOURNAMENT NET PROFITS FROM PART E ABOVE, NOT INCLUDING TRAVEL EXPENSES

School	Amount	School	Amount
Frankfort H.S.	\$1466.39		
Franklin Co. H.S.	\$1466.39		
Western Hills H.S.	\$1466.39		
Woodford Co. H.S.	\$1466.39		

PAID ATTENDANCE BY SESSIONS (Tickets Sold NOT money received)

BOYS			GIRLS			COMBINED	
Session	Paid		Session	Paid		Session	Paid
1							585
2							840
3							547
4							
5							
6							
7							
Total			Total			Total	1972

**** NOTE ** IF ANY OTHER PLAN FOR THE DIVISION OF TOURNAMENT RECEIPTS IS USED, A MAJORITY VOTE OF THE PARTICIPATING SCHOOLS MUST BE OBTAINED, DOCUMENTED, AND SENT TO THE KHSAA.**

MANAGER _____

SCHOOL _____

DAYTIME PHONE _____



KHSAA District Basketball Tournament Financial Report
 (return one copy to KHSAA by published deadlines. File separate reports if Girls and Boys
 Tournaments are held separately)

KHSAA Form BK105
Rev 01/06

MAR 26 2010

District # 42 Boys Girls Combined Held at Scott County High School Dates Feb 23-26, 2010

Part A	REVENUE ITEMS	Price(s)	Receipts	Totals
	Ticket Sales	\$5 per	\$8635.00	
	Program sales		219.00	
	Sponsorship		2000.00	
	TOTAL REVENUE (1)			\$10,854.00
Part B	EXPENSE ITEMS		Expenses	
	Game Officials		\$1393.20	
	Trophies (2 - runner up and 14 - all tourney)		472.69	
	Travel for Participating Teams		N/A	
	Other Itemized Expenses approved by majority vote of schools in tournament (provide separate listing or list on back of this form)		**\$3265.41 (see attached)	
	TOTAL EXPENSES (2)			\$5,131.30
Part C	Net Profit (Part A (1) minus Part B (2) total)			\$5,722.70
Part D	Allowance to Host School - Maximum 15% for rental and incidental expenses unless otherwise approved by majority vote		**\$1,295.25 Used above to pay expenses.	
Part E	Profit Subject to Division by Schools (Part C minus Part D)			\$5,722.70

LIST BELOW INDIVIDUAL AMOUNTS FOR DISTRICT TOURNAMENT NET PROFITS FROM PART E ABOVE, NOT INCLUDING TRAVEL EXPENSES

School	Amount	School	Amount
Bryan Station	\$1,430.67		
Henry Clay	\$1,430.67		
Sayre	\$1,430.67		
Scott County	\$1,430.67		

PAID ATTENDANCE BY SESSIONS (Tickets Sold NOT money received)

BOYS			GIRLS			COMBINED	
Session	Paid		Session	Paid		Session	Paid
1						2-23-10	\$2,275.00
2						2-24-10	\$1,505.00
3						2-26-10	\$4,855.00
4							
5							
6							
7							
Total			Total			Total	\$8,635.00

**** NOTE ** IF ANY OTHER PLAN FOR THE DIVISION OF TOURNAMENT RECEIPTS IS USED, A MAJORITY VOTE OF THE PARTICIPATING SCHOOLS MUST BE OBTAINED, DOCUMENTED, AND SENT TO THE KHSAA.**

S. J. [Signature]
MANAGER

Scott County
SCHOOL

983-7356
DAYTIME PHONE

42nd District Basketball Tournament
 Boy's and Girl's (combined)
 @ Scott County High School
 February 23 – 26, 2010
 Itemized Expenses

1. Program Printing	\$1,100.00
2. Security	256.96
3. WL Stats	400.00
4. Hospitality Room	795.20
5. Publicity, Banners etc.	713.25
6. CiCi's Buffets (160 @\$4.99 = \$1,278.40)	in kind donation
7. Domino's Pizza (40 @\$6 per = \$240.00)	in kind donation
8. Burger King Burgers (400 @ \$1 per = \$400)	in kind donation
9. Coca Cola (drinks for championship meals)	in kind donation
10. Cheer hospitality	in kind donation
11. Workers – gate, program sales, custodial, parking, announcer, time keeper, etc.	<u>in kind donation</u>
Totals	\$3,265.41

All listed expensed covered by 15% allowance for host school (\$1,295.25) and the listed \$2000.00 in cash sponsorships.



KHSAA District Basketball Tournament Financial Report
 (return one copy to KHSAA by published deadlines. File separate reports if Girls and Boys
 Tournaments are held separately)

KHSAA Form BK105
 Rev 01/06

APR 21 2010

District # 43 Boys Girls Combined X Held at Tates Creek High School Dates Feb 22-26, 2010

Part A	REVENUE ITEMS	Price(s)	Receipts	Totals
	Ticket Sales	\$5.00	\$20,196.65	
	Broadcasting		0	
	Sponsorship		0	
	TOTAL REVENUE (1)			\$20,196.65
Part B	EXPENSE ITEMS		Expenses	
	Game Officials		\$1,642.00	
	Trophies		128.29	
	Travel for Participating Teams		0	
	Other Itemized Expenses approved in advance by majority vote of schools in tournament (provide separate listing or list on back of this form)		\$3,838.17	
	TOTAL EXPENSES (2)			\$5,608.46
Part C	Net Profit (Part A (1) minus Part B (2) total)			\$14,588.19
Part D	Allowance to Host School - Maximum 15% for rental and incidental expenses unless otherwise approved by majority vote		\$2,431.36	
Part E	Profit Subject to Division by Schools (Part C minus Part D)			\$12,156.83

LIST BELOW INDIVIDUAL AMOUNTS FOR DISTRICT TOURNAMENT NET PROFITS FROM PART E ABOVE, NOT INCLUDING TRAVEL EXPENSES

School	Amount	School	Amount
Lafayette	\$2,431.36	P.L.Dunbar	\$2,431.36
Lexington Catholic	\$2,431.36	Tates Creek	\$2,431.36
Lexington Christian	\$2,431.36		

PAID ATTENDANCE BY SESSIONS (Tickets Sold NOT money received)

BOYS		GIRLS		COMBINED	
Session	Paid	Session	Paid	Session	Paid
1					961
2					1,065
3					521
4					1,492
5					
6					
7					
Total		Total		Total	4,039

**** NOTE ** IF ANY OTHER PLAN FOR THE DIVISION OF TOURNAMENT RECEIPTS IS USED, A MAJORITY VOTE OF THE PARTICIPATING SCHOOLS MUST BE OBTAINED, DOCUMENTED, AND SENT TO THE KHSAA.**

Joe Russell

 MANAGER

Tates Creek High School

 SCHOOL

859-381-3649

 DAYTIME PHONE

MSAA 44TH DISTRICT BASKETBALL TOURNAMENT FINANCIAL REPORT---BOYS & GIRLS---2010

(A) REVENUE:		RECEIPTS	TOTALS
TICKET SALES:	PRICE--\$6.00 EACH	\$22,044.00	
BROADCASTING:		\$0.00	
SPONSORSHIP:		\$0.00	
AT SCHOOL:		\$0.00	
TOTAL REVENUE:		\$22,044.00	\$22,044.00

(B) EXPENSE ITEMS:

GAME OFFICIALS:	\$1,179.00
TROPHIES:	\$593.19
WORKERS:	\$1,890.00
RENTAL:	\$900.00
HOSPITALITY:	\$1,400.00

TOTAL EXPENSES:	\$5,962.19	\$5,962.19
-----------------	------------	------------

(C) NET PROFIT:	\$16,081.81
-----------------	-------------

(D) HOST SCHOOL:	\$0.00
(MAXIMUM OF 15% UNLESS VOTED ON BY MAJORITY)	

TOTAL:	\$0.00
--------	--------

(E) PROFIT SUBJECT TO DIVISION BY SCHOOLS:

1.	BEREA	\$4,020.45
2.	MADISON CENTRAL	\$4,020.45
3.	MADISON SOUTHERN	\$4,020.45
4.	MODEL	\$4,020.46
TOTAL:		\$16,081.81

PAID ATTENDANCE BY SESSIONS

	BOYS--PAID	GIRLS--PAID	COMBINED--PAID
1.			696
2.			772
3.			2206
4.			
5.			
6.			
7.			
TOTALS:	0	0	3674



KHSAA District Basketball Tournament Financial Report
 (return one copy to KHSAA by published deadlines. File separate reports if Girls and Boys
 Tournaments are held separately)

KHSAA Form BK105
 Rev 01/06

MAR - 3 2010

District # 45 Boys Girls Combined x Held at Danville High School Dates 2/22-2/26

Part A	REVENUE ITEMS	Price(s)	Receipts	Totals
	Ticket Sales	\$5.00	2140	
	Broadcasting		-0-	
	Sponsorship		-0-	
	TOTAL REVENUE (1)			\$10,700.00
Part B	EXPENSE ITEMS		Expenses	
	Game Officials		\$1438.50	
	Trophies		\$422.20	
	Travel for Participating Teams		-0-	
	Other Itemized Expenses approved by majority vote of schools in tournament (provide separate listing or list on back of this form)		\$3268.75	
	TOTAL EXPENSES (2)			\$5129.45
Part C	Net Profit (Part A (1) minus Part B (2) total)			\$5570.55
Part D	Allowance to Host School - Maximum 15% for rental and incidental expenses unless otherwise approved by majority vote		-0-	
Part E	Profit Subject to Division by Schools (Part C minus Part D)			\$5570.55

LIST BELOW INDIVIDUAL AMOUNTS FOR DISTRICT TOURNAMENT NET PROFITS FROM PART E ABOVE, NOT INCLUDING TRAVEL EXPENSES

School	Amount	School	Amount
Boyle Co. High School	\$1237.90	Lincoln Co. High School	\$1237.90
Danville High School	\$1237.90		
Garrard Co. High School	\$1237.90		
Ky. School for the Deaf	\$ 618.95		

PAID ATTENDANCE BY SESSIONS (Tickets Sold NOT money received)

BOYS		GIRLS		COMBINED	
Session	Paid	Session	Paid	Session	Paid
1	93				
2			450		
3	579				
4					1018
5					
6					
7					
Total		Total		Total	2140

**** NOTE ** IF ANY OTHER PLAN FOR THE DIVISION OF TOURNAMENT RECEIPTS IS USED, A MAJORITY VOTE OF THE PARTICIPATING SCHOOLS MUST BE OBTAINED, DOCUMENTED, AND SENT TO THE KHSAA.**

Sam Harp
 MANAGER

Danville High School
 SCHOOL

859-238-1327
 DAYTIME PHONE



KHSAA District Basketball Tournament Financial Report
*(return one copy to KHSAA by published deadlines. File separate reports if Girls and Boys
Tournaments are held separately)*

KHSAA Form BK105
Rev 01/06

2010 45th District Basketball Tournament

Gate Workers: \$460.00
Security: \$468.00
Clean-up: \$750.00
Scorekeeper, Timekeeper, P.A.: \$315.00
Balls/Nets: \$121.75
Manager: \$250.00
Bookkeeper: \$100.00
Athletic Trainer: \$250.00
Meals for teams: \$554.00

Expense Total: \$3268.75



KHSAA District Basketball Tournament Financial Report
 (return one copy to KHSAA by published deadlines. File separate reports if Girls and Boys
 Tournaments are held separately)

KHSAA Form BK105
Rev 01/06

District # 46 Boys Girls Combined X Held at EAST JESSAMINE Dates 2/22-2/26

Part A	REVENUE ITEMS	Price(s)	Receipts	Totals
	Ticket Sales	\$5	\$8965	
	Broadcasting		\$0	
	Sponsorship		\$0	
	TOTAL REVENUE (1)			\$8965
Part B	EXPENSE ITEMS		Expenses	
	Game Officials		\$1164.30	
	Trophies		\$409.29	
	Travel for Participating Teams		\$0	
	Other Itemized Expenses approved by majority vote of schools in tournament (provide separate listing or list on back of this form)		\$1779.30	
	TOTAL EXPENSES (2)			\$3352.89
Part C	Net Profit (Part A (1) minus Part B (2) total)			\$5612.11
Part D	Allowance to Host School - Maximum 15% for rental and incidental expenses unless otherwise approved by majority vote		\$841.82	
Part E	Profit Subject to Division by Schools (Part C minus Part D)			\$4770.29

LIST BELOW INDIVIDUAL AMOUNTS FOR DISTRICT TOURNAMENT NET PROFITS FROM PART E ABOVE, NOT INCLUDING TRAVEL EXPENSES

School	Amount	School	Amount
BURGIN	\$1590.10		
EAST JESSAMINE	\$1060.06		
MERCER COUNTY	\$1060.06		
WEST JESSAMINE	\$1060.06		

PAID ATTENDANCE BY SESSIONS (Tickets Sold NOT money received)

BOYS		GIRLS		COMBINED	
Session	Paid	Session	Paid	Session	Paid
1	688	1	259		
2	696	2	150		
3					
4					
5					
6					
7					
Total	1384	Total	409	Total	

**** NOTE ** IF ANY OTHER PLAN FOR THE DIVISION OF TOURNAMENT RECEIPTS IS USED, A MAJORITY VOTE OF THE PARTICIPATING SCHOOLS MUST BE OBTAINED, DOCUMENTED, AND SENT TO THE KHSAA.**

JIMMY HILL
MANAGER

EAST JESSAMINE
SCHOOL

859-885-7240
DAYTIME PHONE



KHSAA District Basketball Tournament Financial Report
 (return one copy to KHSAA by published deadlines. File separate reports if Girls and Boys
 Tournaments are held separately)

KHSAA Form BK105
Rev 01/06

District # 47th Boys Girls Combined X Held at Casey County High School Dates Feb. 22-26, 2010

Part A	REVENUE ITEMS	Price(s)	Receipts	Totals
	Ticket Sales	\$6.00	\$18,328.50	
	Broadcasting		0	
	Sponsorship		0	
	TOTAL REVENUE (1)			\$18,328.50
Part B	EXPENSE ITEMS		Expenses	
	Game Officials		\$1,259.50	
	Trophies		\$469.63	
	Travel for Participating Teams		0	
	Other Itemized Expenses approved by majority vote of schools in tournament (provide separate listing or list on back of this form)		\$1,466.16	
	TOTAL EXPENSES (2)			\$3,195.29
Part C	Net Profit (Part A (1) minus Part B (2) total)			\$15,133.21
Part D	Allowance to Host School - Maximum 15% for rental and incidental expenses unless otherwise approved by majority vote		\$15,133.21 *Host school retains all profit	
Part E	Profit Subject to Division by Schools (Part C minus Part D)			

LIST BELOW INDIVIDUAL AMOUNTS FOR DISTRICT TOURNAMENT NET PROFITS FROM PART E ABOVE, NOT INCLUDING TRAVEL EXPENSES

School	Amount	School	Amount
Pulaski Co.	0		
Somerset	0		
Rockcastle Co.	0		

PAID ATTENDANCE BY SESSIONS (Tickets Sold NOT money received)

BOYS		GIRLS		COMBINED	
Session	Paid	Session	Paid	Session	Paid
1				1	721
2				2	756
3				3	718
4				4	858
5					
6					
7					
Total		Total		Total	3,053

**** NOTE ** IF ANY OTHER PLAN FOR THE DIVISION OF TOURNAMENT RECEIPTS IS USED, A MAJORITY VOTE OF THE PARTICIPATING SCHOOLS MUST BE OBTAINED, DOCUMENTED, AND SENT TO THE KHSAA.**

MANAGER

Casey County High School
SCHOOL

(606) 787-9969
DAYTIME PHONE

VENDOR:	CHECK #	AMOUNT	DESCRIPTION
WAYNE SMITH	7423	\$55.00	OFFICIALS PLUS MILEAGE
BRADLEY MINK	7424	\$79.50	
RONNIE MCGUFFER	7425	\$55.00	
KYLE MINK	7426	\$84.40	
CHARLES BURTON	7427	\$55.00	
MICHAEL BRAY	7428	\$55.00	
BRADLEY MINK	7433	\$128.50	
MICHAEL BRAY	7434	\$55.00	
JIM DYEHOUSE	7435	\$55.00	
KYLE MINK	7436	\$123.60	
SCOTT BOTTOMS	7437	\$55.00	
CHRIS HOGUE	7438	\$55.00	
BRADLEY MINK	7444	\$104.00	
CHARLES BURTON	7445	\$55.00	
LONNIE MCGUIRE	7446	\$55.00	
ROBERT RANKIN	7450	\$79.50	
GREG PRICE	7451	\$55.00	
MICHAEL BRAY	7452	\$55.00	

TOTAL \$1259.50

BREAD OF LIFE	7399	\$216.49	COACHES MEETING
LIBRARY INK	7415	\$62.00	PASSES
LIBERTY ELECTRONIC	7447	\$338.00	MEDALS
SAVE A LOT	7455	\$26.67	DRINKS HOSPITALITY ROOM
CONFERENCE MEDAL	7460	\$131.63	TROPHIES
ADAM ELLISON	7463	\$100.00	PA
TIM SPEARS	7462	\$100.00	CLOCK
JOANN DICK	7466	\$100.00	OFFICIAL BOOK
Y-CLUB	TRANSFER	\$100.00	PARKING
PHILLIP BUCANAN	7465	\$100.00	GATE WORKER
ALISSA BUCANAN	7464	\$100.00	GATE WORKER
STAFF	BOARD PD	\$561.00	GATE WORKERS

TOTAL \$1935.79

RECEIPT #	AMOUNT	DESCRIPTION
4262	\$4330.00	GIRLS DIST. TOURN. FEB 22
4266	\$4539.00	BOYS DIST. TOURN. FEB 23
4271	\$4308.00	GIRLS CHAMPIONSHIP FEB 25
4277	\$5151.50	BOYS CHAMPIONSHIP FEB 26

TOTAL \$18,328.50

PROFIT: \$15,133.21



KHSAA District Basketball Tournament Financial Report
 (return one copy to KHSAA by published deadlines. File separate reports if Girls and Boys
 Tournaments are held separately)

KHSAA Form BK105
 Rev 01/06

MAR -5 2010

District # 48 Boys Girls Combined X Held at Southwestern High School Dates Feb. 22-26, 2010

Part A	REVENUE ITEMS	Price(s)	Receipts	Totals
	Ticket Sales	\$5.00	\$11,685.00	
	Broadcasting		0	
	Sponsorship		0	
	TOTAL REVENUE (1)			\$11,685.00
Part B	EXPENSE ITEMS		Expenses	
	Game Officials		\$1,269.50	
	Trophies		\$739.59	
	Travel for Participating Teams		0	
	Other Itemized Expenses approved by majority vote of schools in tournament (provide separate listing or list on back of this form)		\$3,159.13	
	TOTAL EXPENSES (2)			\$5,168.22
Part C	Net Profit (Part A (1) minus Part B (2) total)			\$6,516.78
Part D	Allowance to Host School - Maximum 15% for rental and incidental expenses unless otherwise approved by majority vote		\$6,516.78	
Part E	Profit Subject to Division by Schools (Part C minus Part D)			0

LIST BELOW INDIVIDUAL AMOUNTS FOR DISTRICT TOURNAMENT NET PROFITS FROM PART E ABOVE, NOT INCLUDING TRAVEL EXPENSES

School	Amount	School	Amount
N/A			

PAID ATTENDANCE BY SESSIONS (Tickets Sold NOT money received)

BOYS			GIRLS			COMBINED		
Session	Paid		Session	Paid		Session	Paid	
1						1	534	
2						2	481	
3			3	442				
4	880							
5								
6								
7								
Total	880		Total	442		Total	1015	

**** NOTE ** IF ANY OTHER PLAN FOR THE DIVISION OF TOURNAMENT RECEIPTS IS USED, A MAJORITY VOTE OF THE PARTICIPATING SCHOOLS MUST BE OBTAINED, DOCUMENTED, AND SENT TO THE KHSAA.**

Scott Hertz
 MANAGER

Southwestern High School
 SCHOOL

606-678-9000
 DAYTIME PHONE

Other Itemized Expenses (Part B)	
Gate Workers	\$525.00
Parking	\$150.00
Security	\$630.00
Tournament Manager	\$300.00
Hospitality Room	\$1,554.13
Total	\$3,159.13



KHSAA District Basketball Tournament Financial Report
 (return one copy to KHSAA by published deadlines. File separate reports if Girls and Boys
 Tournaments are held separately)

KHSAA Form BK105
 Rev 01/06

District # 49 Boys Girls Combined Held at Jackson Co. High Dates 2/2-2/6-2010

Part A	REVENUE ITEMS		Price(s)	Receipts	Totals
	Ticket Sales		<u>300 / 5.00</u>	<u>11,345.</u>	
	Broadcasting				
	Sponsorship			<u>4000.</u>	
	TOTAL REVENUE (1)				<u>15,345.00</u>
Part B	EXPENSE ITEMS			Expenses	
	Game Officials			<u>1560.00</u>	
	Trophies			<u>496.98</u>	
	Travel for Participating Teams				
	Other Itemized Expenses approved by majority vote of schools in tournament (provide separate listing or list on back of this form)			<u>3620.95</u>	
	TOTAL EXPENSES (2)				<u>5677.93</u>
Part C	Net Profit (Part A (1) minus Part B (2) total)				<u>9667.07</u>
Part D	Allowance to Host School - Maximum 15% for rental and incidental expenses unless otherwise approved by majority vote			<u> </u>	
Part E	Profit Subject to Division by Schools (Part C minus Part D)			<u> </u>	

LIST BELOW INDIVIDUAL AMOUNTS FOR DISTRICT TOURNAMENT NET PROFITS FROM PART E ABOVE, NOT INCLUDING TRAVEL EXPENSES

School	Amount	School	Amount
<u>Jackson Co. High</u>	<u>9667.07</u>		

PAID ATTENDANCE BY SESSIONS (Tickets Sold NOT money received)

BOYS		GIRLS		COMBINED	
Session	Paid	Session	Paid	Session	Paid
1				1	<u>682</u>
2				2	<u>380</u>
3				3	<u>157</u>
4		4	<u>411</u>		
5	<u>734</u>				
6					
7					
Total	<u>734</u>	Total	<u>411</u>	Total	<u>1219</u>

**** NOTE ** IF ANY OTHER PLAN FOR THE DIVISION OF TOURNAMENT RECEIPTS IS USED, A MAJORITY VOTE OF THE PARTICIPATING SCHOOLS MUST BE OBTAINED, DOCUMENTED, AND SENT TO THE KHSAA.**

[Signature]
 MANAGER

Jackson Co High School
 SCHOOL

606-287-2163
 DAYTIME PHONE

Itemized Expenses

Cheer Judges	640.00
Bookkeeper	150.00
Timekeeper	150.00
Announcer	150.00
Hospitality	<u>2420.95</u>

3620.95

KHSAA Form BK105
Rev 01/06



KHSAA District Basketball Tournament Financial Report
(return one copy to KHSAA by published deadlines. File separate reports if Girls and Boys
Tournaments are held separately)

District # 50 Boys _____ Girls _____ Combined X Held at Corbin High School Dates 2/22,23, 25,26/10

Part A	REVENUE ITEMS	Price(s)	Receipts	Totals
	Ticket Sales 179 Reserved @ 25.00	\$5.00	\$22510.00	
	Broadcasting		\$0.00	
	Sponsorship		\$0.00	
	TOTAL REVENUE (1)			\$22510.00
Part B	EXPENSE ITEMS		Expenses	
	Game Officials		\$1170.00	
	Trophies		\$131.00	
	Travel for Participating Teams			
	Other Itemized Expenses approved by majority vote of schools in tournament (provide separate listing or list on back of this form)		\$3406.00	
	TOTAL EXPENSES (2)			\$4707.00
Part C	Net Profit (Part A (1) minus Part B (2) total)			\$17803.00
Part D	Allowance to Host School - Maximum 15% for rental and incidental expenses unless otherwise approved by majority vote			
Part E	Profit Subject to Division by Schools (Part C minus Part D)			\$17803.00

LIST BELOW INDIVIDUAL AMOUNTS FOR DISTRICT TOURNAMENT NET PROFITS FROM PART E ABOVE, NOT INCLUDING TRAVEL EXPENSES

School	Amount	School	Amount

PAID ATTENDANCE BY SESSIONS (Tickets Sold NOT money received)

BOYS		GIRLS		COMBINED	
Session	Paid	Session	Paid	Session	Paid
1				1	711
2				2	1387
3		3	459	3	
4	1050			4	
5					
6					
7					
Total	1050	Total	459	Total	2098

Sold 179 Reserved Tickets for combined boys and girls tournament.
** NOTE ** IF ANY OTHER PLAN FOR THE DIVISION OF TOURNAMENT RECEIPTS IS USED, A MAJORITY VOTE OF THE PARTICIPATING SCHOOLS MUST BE OBTAINED, DOCUMENTED, AND SENT TO THE KHSAA.

Gerald Foley _____ Corbin High School _____ 606-528-3902
MANAGER SCHOOL DAYTIME PHONE

In the 50th District Host school retains the profit from District Tournament

50th District Tournament 2010
Expense

Security	\$1080.00
Cheer Judges	\$ 150.00
Gate Workers	\$ 560.00
Custodian	\$ 486.00
Clock Operator	\$ 150.00
Score Keeper	\$ 150.00
P.A. Announcer	\$ 150.00
Plaques for Winner & Runner-up	<u>\$ 680.00</u>
TOTAL	\$3406.00



KHSAA District Basketball Tournament Financial Report
 (return one copy to KHSAA by published deadlines. File separate reports if Girls and Boys
 Tournaments are held separately)

KHSAA Form BK105
 Rev 01/06

District # 51 Boys _____ Girls _____ Combined Held at Knox Central High school Dates 2/22-2/26/10

Part	Item	Price(s)	Receipts	Totals
Part A	REVENUE ITEMS			
	Ticket Sales	5.00	15,375.00	
	Broadcasting			
	Sponsorship			
	TOTAL REVENUE (1)			15,375.00
Part B	EXPENSE ITEMS		Expenses	
	Game Officials		1170.00	
	Trophies		122.69	
	Travel for Participating Teams		0	
	Other Itemized Expenses approved by majority vote of schools in tournament (provide separate listing or list on back of this form)		1500.00	
	TOTAL EXPENSES (2)			2792.69
Part C	Net Profit (Part A (1) minus Part B (2) total)			12,300.00
Part D	Allowance to Host School - Maximum 15% for rental and incidental expenses unless otherwise approved by majority vote			
Part E	Profit Subject to Division by Schools (Part C minus Part D)			

LIST BELOW INDIVIDUAL AMOUNTS FOR DISTRICT TOURNAMENT NET PROFITS FROM PART E ABOVE, NOT INCLUDING TRAVEL EXPENSES

School	Amount	School	Amount
Knox central	12,300.00		

PAID ATTENDANCE BY SESSIONS (Tickets Sold NOT money received)

BOYS		GIRLS		COMBINED	
Session	Paid	Session	Paid	Session	Paid
1	2510.00				
2	2930.00				
3	3415.00				
4	2005.00				
5	4615.00				
6					
7					
Total	15,375.00	Total		Total	

**** NOTE ** IF ANY OTHER PLAN FOR THE DIVISION OF TOURNAMENT RECEIPTS IS USED, A MAJORITY VOTE OF THE PARTICIPATING SCHOOLS MUST BE OBTAINED, DOCUMENTED, AND SENT TO THE KHSAA.**

Tommy Smith
 MANAGER

Knox Central High School
 SCHOOL

606-546-9253
 DAYTIME PHONE



KHSAA District Basketball Tournament Financial Report
 (return one copy to KHSAA by published deadlines. File separate reports if Girls and Boys
 Tournaments are held separately)

KHSAA Form BK105
 Rev 01/08

District # 50 Boys Girls Combined Held at Middlesboro Dates 2-22-10/2-26-10

Part A	REVENUE ITEMS	Price(s)	Receipts	Totals
	Ticket Sales	5.00	12,434.00	
	Broadcasting			
	Sponsorship			
	TOTAL REVENUE (1)			12,434.00
Part B	EXPENSE ITEMS		Expenses	
	Game Officials		2,435.00	
	Trophies		471.55	
	Travel for Participating Teams			
	Other Itemized Expenses approved in advance by majority vote of schools in tournament (provide separate listing or list on back of this form)		1,052.97	
	TOTAL EXPENSES (2)			3,959.52
Part C	Net Profit (Part A (1) minus Part B (2) total)			8,474.48
Part D	Allowance to Host School - Maximum 15% for rental and incidental expenses unless otherwise approved by majority vote			
Part E	Profit Subject to Division by Schools (Part C minus Part D)			N/A

LIST BELOW INDIVIDUAL AMOUNTS FOR DISTRICT TOURNAMENT NET PROFITS FROM PART E ABOVE, NOT INCLUDING TRAVEL EXPENSES

School	Amount	School	Amount

PAID ATTENDANCE BY SESSIONS (Tickets Sold NOT money received)

BOYS		GIRLS		COMBINED	
Session	Paid	Session	Paid	Session	Paid
1				1	1,354
2				2	1,132
3					
4					
5					
6					
7					
Total		Total		Total	

**** NOTE ** IF ANY OTHER PLAN FOR THE DIVISION OF TOURNAMENT RECEIPTS IS USED, A MAJORITY VOTE OF THE PARTICIPATING SCHOOLS MUST BE OBTAINED, DOCUMENTED, AND SENT TO THE KHSAA.**

[Signature]
 MANAGER

Middlesboro
 SCHOOL

606-242-8828
 DAYTIME PHONE

Cheerleading Judges 200.
Athletic Support 200.
Food for players - 652.97

~~Trophies - 477.85~~

~~_____~~

1,052.97

PS
(2)



KHSAA District Basketball Tournament Financial Report
 (return one copy to KHSAA by published deadlines. File separate reports if Girls and Boys
 Tournaments are held separately)

KHSAA Form BK105
Rev 01/06

MAR 10 2010

District # 53 Boys Girls Combined X Held at Letcher County Central Dates 2-22--27

Part A	REVENUE ITEMS	Price(s)	Receipts	Totals
	Ticket Sales	5.00	13842.00	
	Broadcasting		-0-	
	Sponsorship		-0-	
	TOTAL REVENUE (1)			13842.00
Part B	EXPENSE ITEMS		Expenses	
	Game Officials		1678.00	
	Trophies		1503.73	
	Travel for Participating Teams		-0-	
	Other Itemized Expenses approved by majority vote of schools in tournament (provide separate listing or list on back of this form)		2785.12	
	TOTAL EXPENSES (2)			5966.85
Part C	Net Profit (Part A (1) minus Part B (2) total)			7875.15
Part D	Allowance to Host School - Maximum 15% for rental and incidental expenses unless otherwise approved by majority vote		1181.27	
Part E	Profit Subject to Division by Schools (Part C minus Part D)			6693.88

LIST BELOW INDIVIDUAL AMOUNTS FOR DISTRICT TOURNAMENT NET PROFITS FROM PART E ABOVE, NOT INCLUDING TRAVEL EXPENSES

School	Amount	School	Amount
Cordia	1338.77	Knott County Central	1338.77
Jenkins	1338.77	Letcher County Central	1338.77
June Buchanan	1338.77		

PAID ATTENDANCE BY SESSIONS (Tickets Sold NOT money received)

BOYS			GIRLS			COMBINED		
Session	Paid		Session	Paid		Session	Paid	
1						1	376	
2						2	404	
3						3	834	
4			4	526				
5	628							
6								
7								
Total	628		Total	526		Total	1614	

**** NOTE ** IF ANY OTHER PLAN FOR THE DIVISION OF TOURNAMENT RECEIPTS IS USED, A MAJORITY VOTE OF THE PARTICIPATING SCHOOLS MUST BE OBTAINED, DOCUMENTED, AND SENT TO THE KHSAA.**

Ozz Jackson
MANAGER

Letcher County Central
SCHOOL


606-633-5628
DAYTIME PHONE

(2)

53rd District Financial Report 2010

OTHER ITEMIZED EXPENSES:

Gate Workers: (Ticket Sellers – Pass Gates)	\$ 600.00
Game Crew: (Timer – Official Book – PA – Stats)	\$ 400.00
Hospitality Room Allowance:	\$ 300.00
Custodians:	\$ 822.64
Parking:	\$ 362.48
Security:	\$ 300.00
TOTAL:	\$2785.12



Tournament Manager



KHSAA District Basketball Tournament Financial Report
 (return one copy to KHSAA by published deadlines. File separate reports if Girls and Boys
 Tournaments are held separately)

KHSAA Form BK105
Rev 01/06

X District # 54 Boys _____ Girls _____ Combined x Held at Hazard

MAR 29 2010
Dates Feb. 22-
26, 2010

Part A	REVENUE ITEMS	Price(s)	Receipts	Totals
	Ticket Sales	\$5.00	\$23,520	
	Broadcasting			
	Sponsorship			
	TOTAL REVENUE (1)			\$23,520
Part B	EXPENSE ITEMS		Expenses	
	Game Officials		\$2,016	
	Trophies		\$933.13	
	Travel for Participating Teams			
	Other Itemized Expenses approved by majority vote of schools in tournament (provide separate listing or list on back of this form)		\$4,013.45	
	TOTAL EXPENSES (2)			\$6,962.58
Part C	Net Profit (Part A (1) minus Part B (2) total)			\$16,557.42
Part D	Allowance to Host School - Maximum 15% for rental and incidental expenses unless otherwise approved by majority vote		\$2,483.63	
Part E	Profit Subject to Division by Schools (Part C minus Part D)			\$14,073.79

LIST BELOW INDIVIDUAL AMOUNTS FOR DISTRICT TOURNAMENT NET PROFITS FROM PART E ABOVE, NOT INCLUDING TRAVEL EXPENSES

School	Amount	School	Amount
Buckhorn	\$3,518.44		
Leslie	\$3,518.44		
Perry	\$3,518.44		
Hazard	\$3,518.44		

PAID ATTENDANCE BY SESSIONS (Tickets Sold NOT money received)

BOYS		GIRLS		COMBINED	
Session	Paid	Session	Paid	Session	Paid
1					454
2					1,322
3					495
4					444
5					1,989
6					
7					
Total		Total		Total	4,704

**** NOTE ** IF ANY OTHER PLAN FOR THE DIVISION OF TOURNAMENT RECEIPTS IS USED, A MAJORITY VOTE OF THE PARTICIPATING SCHOOLS MUST BE OBTAINED, DOCUMENTED, AND SENT TO THE KHSAA.**

Allan Holland
MANAGER

Hazard
SCHOOL

606-439-1318
DAYTIME PHONE

Host: Hazard

2009-10

54th District Tournament

Financial Report

1. Applebee's Rest.	(Food For Draw)	\$549.18
2. Sportsworld	(Nets, 2 B-Balls, Book,Etc)	\$199.27
3. Security / Parking / Tickets		\$1,050.00
4. PA/Clock/Book/Etc. Workers		\$465.00
5. Hospitality Room		\$500.00
6. Clean Up		\$1,250.00
Total Bills:		\$4,013.45



KHSAA District Basketball Tournament Financial Report
 (return one copy to KHSAA by published deadlines. File separate reports if Girls and Boys
 Tournaments are held separately)

KHSAA Form BK105
Rev 01/06

District # 55TH Boys Girls Combined Held at BREATHITT CO. HIGH Dates 2/22-25

Part A	REVENUE ITEMS	Price(s)	Receipts	Totals
	Ticket Sales	\$3 & \$5	11,068.00	
	Broadcasting			
	Sponsorship			
	TOTAL REVENUE (1)			11,068.00
Part B	EXPENSE ITEMS		Expenses	
	Game Officials		1,198.00	
	Trophies		751.42	
	Travel for Participating Teams			
	Other Itemized Expenses approved by majority vote of schools in tournament (provide separate listing or list on back of this form)		925.00	
	TOTAL EXPENSES (2)			2,874.42
Part C	Net Profit (Part A (1) minus Part B (2) total)			8,193.58
Part D	Allowance to Host School - Maximum 15% for rental and incidental expenses unless otherwise approved by majority vote		1,229.04	
Part E	Profit Subject to Division by Schools (Part C minus Part D)			6,964.54

LIST BELOW INDIVIDUAL AMOUNTS FOR DISTRICT TOURNAMENT NET PROFITS FROM PART E ABOVE, NOT INCLUDING TRAVEL EXPENSES

School	Amount	School	Amount
WOLFE CO.	1,741.14		
JACKSON CITY	1,741.14		
RIVERSIDE	1,741.14		
BREATHITT CO.	1,741.14		

PAID ATTENDANCE BY SESSIONS (Tickets Sold NOT money received)

BOYS		GIRLS		COMBINED	
Session	Paid	Session	Paid	Session	Paid
1				1	1942.00
2				2	4336.00
3				3	1023.00
4				4	3767.00
5					
6					
7					
Total		Total		Total	11,068.00

**** NOTE ** IF ANY OTHER PLAN FOR THE DIVISION OF TOURNAMENT RECEIPTS IS USED, A MAJORITY VOTE OF THE PARTICIPATING SCHOOLS MUST BE OBTAINED, DOCUMENTED, AND SENT TO THE KHSAA.**

MIKE HOLCOMB
MANAGER

BREATHITT HIGH SCHOOL
SCHOOL

606-666-8406
DAYTIME PHONE



KHSAA District Basketball Tournament Financial Report
 (return one copy to KHSAA by published deadlines. File separate reports if Girls and Boys
 Tournaments are held separately)

KHSAA Form BK105
Rev 01/06

District # 56 Boys Girls Combined Held at Lee Co. High School Dates 2/22 – 2/27-10

Part A	REVENUE ITEMS	Price(s)	Receipts	Totals
	Ticket Sales			
	Broadcasting			
	Sponsorship			
	TOTAL REVENUE (1)			14,684.34
Part B	EXPENSE ITEMS		Expenses	
	Game Officials			
	Trophies			
	Travel for Participating Teams			
	Other Itemized Expenses approved by majority vote of schools in tournament (provide separate listing or list on back of this form)			
	TOTAL EXPENSES (2)			4,484.70
Part C	Net Profit (Part A (1) minus Part B (2) total)			10,199.64
Part D	Allowance to Host School - Maximum 15% for rental and incidental expenses unless otherwise approved by majority vote			
Part E	Profit Subject to Division by Schools (Part C minus Part D)			

LIST BELOW INDIVIDUAL AMOUNTS FOR DISTRICT TOURNAMENT NET PROFITS FROM PART E ABOVE, NOT INCLUDING TRAVEL EXPENSES

School	Amount	School	Amount
Estill	2,167.42		
Powell	2,167.42		
Owsley	1,767.42		
Lee	2,167.42		

PAID ATTENDANCE BY SESSIONS (Tickets Sold NOT money received)

BOYS			GIRLS			COMBINED		
Session	Paid		Session	Paid		Session	Paid	
1								
2								
3								
4								
5								
6								
7								
Total			Total			Total		

**** NOTE ** IF ANY OTHER PLAN FOR THE DIVISION OF TOURNAMENT RECEIPTS IS USED, A MAJORITY VOTE OF THE PARTICIPATING SCHOOLS MUST BE OBTAINED, DOCUMENTED, AND SENT TO THE KHSAA.**

David Land
MANAGER

Lee Co. High School
SCHOOL

606-464-5005
DAYTIME PHONE



KHSAA District Basketball Tournament Financial Report
 (return one copy to KHSAA by published deadlines. File separate reports if Girls and Boys
 Tournaments are held separately)

KHSAA Form BK105
Rev 01/06

District # 57 Boys _____ Girls _____ Combined Held at Lawrence Co. Dates Feb 22-26-2010

Part A	REVENUE ITEMS	Price(s)	Receipts	Totals
	Ticket Sales	\$6 / *5	22,135.00	
	Broadcasting		—	
	Sponsorship		3,500.00	
	TOTAL REVENUE (1)			25,635.00
Part B	EXPENSE ITEMS		Expenses	
	Game Officials		1,560.00	
	Trophies		870.36	
	Travel for Participating Teams		—	
	Other Itemized Expenses approved in advance by majority vote of schools in tournament (provide separate listing or list on back of this form)		3,864.64	
	TOTAL EXPENSES (2)			6,295.00
Part C	Net Profit (Part A (1) minus Part B (2) total)			19,340.00
Part D	Allowance to Host School - Maximum 15% for rental and incidental expenses unless otherwise approved by majority vote		2,901.00	
Part E	Profit Subject to Division by Schools (Part C minus Part D)			16,439.00

LIST BELOW INDIVIDUAL AMOUNTS FOR DISTRICT TOURNAMENT NET PROFITS FROM PART E ABOVE, NOT INCLUDING TRAVEL EXPENSES

School	Amount	School	Amount
<u>Marysville Co.</u>	<u>3,267.80</u>		
<u>Johnson Central</u>	<u>3,267.80</u>		
<u>Sheldon Clark</u>	<u>3,267.80</u>		
<u>Paintsville</u>	<u>3,267.80</u>		

PAID ATTENDANCE BY SESSIONS (Tickets Sold NOT money received)

BOYS		GIRLS		COMBINED	
Session	Paid	Session	Paid	Session	Paid
1					3,818.00
2					4,965.00
3					5,238.00
4					2,634.00
5					5,477.00
6					
7					
Total		Total		Total	22,135.00

**** NOTE ** IF ANY OTHER PLAN FOR THE DIVISION OF TOURNAMENT RECEIPTS IS USED, A MAJORITY VOTE OF THE PARTICIPATING SCHOOLS MUST BE OBTAINED, DOCUMENTED, AND SENT TO THE KHSAA.**

Randy Keaton
MANAGER

Lawrence Co. HS.
SCHOOL

606-638-9676
DAYTIME PHONE



KHSAA District Basketball Tournament Financial Report
 (return one copy to KHSAA by published deadlines. File separate reports if Girls and Boys
 Tournaments are held separately)

KHSAA Form BK105
 Rev 01/06

District # 58 Boys Girls Combined X Held at Prestonsburg High School Dates 3/22-26/10

Part A	REVENUE ITEMS	Price(s)	Receipts	Totals
	Ticket Sales	\$5.00	\$11,906.00	
	Broadcasting			
	Sponsorship		\$3,250.00	
	TOTAL REVENUE (1)			\$15,156.00
Part B	EXPENSE ITEMS		Expenses	
	Game Officials		\$1,365.00	
	Trophies		\$1,655.48	
	Travel for Participating Teams			
	Other Itemized Expenses approved by majority vote of schools in tournament (provide separate listing or list on back of this form)		Attached \$2,537.57	
	TOTAL EXPENSES (2)			\$5,557.75
Part C	Net Profit (Part A (1) minus Part B (2) total)			\$9,598.25
Part D	Allowance to Host School - Maximum 15% for rental and incidental expenses unless otherwise approved by majority vote			
Part E	Profit Subject to Division by Schools (Part C minus Part D)			\$9,598.25

LIST BELOW INDIVIDUAL AMOUNTS FOR DISTRICT TOURNAMENT NET PROFITS FROM PART E ABOVE, NOT INCLUDING TRAVEL EXPENSES

School	Amount	School	Amount
Allen Central	\$2,132.94	South Floyd	\$2,132.94
Betsy Layne	\$2,132.94		
Piariet	\$1,066.47		
Prestonsburg	\$2,132.94		

PAID ATTENDANCE BY SESSIONS (Tickets Sold NOT money received)

BOYS			GIRLS			COMBINED		
Session	Paid		Session	Paid		Session	Paid	
1	93							
2	377							
3	777							
4	347							
5	778							
6								
7								
Total	2,372		Total			Total		

**** NOTE ** IF ANY OTHER PLAN FOR THE DIVISION OF TOURNAMENT RECEIPTS IS USED, A MAJORITY VOTE OF THE PARTICIPATING SCHOOLS MUST BE OBTAINED, DOCUMENTED, AND SENT TO THE KHSAA.**

Thomas A. Poe Jr. *[Signature]*
 MANAGER

Prestonsburg High
 SCHOOL

(606) 886-2252
 DAYTIME PHONE

**2010 58th District Tournament
Form bk105 Attachment
Other Itemized Expenses**

Cheer/Dance Judges	300.00
Clock Keeper	300.00
Hospitality/Food	912.57
Official Scorer	300.00
Parking (Floyd County Rescue Squad Donation)	300.00
Public Address Anouncer	300.00
Supplies (Basketballs, Nets, Scorebook)	125.00
Total	\$2,537.57



KHSAA District Basketball Tournament Financial Report
 (return one copy to KHSAA by published deadlines. File separate reports if Girls and Boys Tournaments are held separately)

KHSAA Form BK105
Rev 01/08

District # 59 Boys _____ Girls _____ Combined Held at EAST RIDGE Dates 2/22, 24/10

Part A	REVENUE ITEMS	Price(s)	Receipts	Totals
	Ticket Sales		8472.00	
	Broadcasting		-0-	
	Sponsorship		10,000.00	
	TOTAL REVENUE (1)			18,472.00
Part B	EXPENSE ITEMS		Expenses	
	Game Officials		780.00	
	Trophies		1587.00	
	Travel for Participating Teams		-0-	
	Other Itemized Expenses approved by majority vote of schools in tournament (provide separate listing or list on back of this form)		2106.95	
	TOTAL EXPENSES (2)			4473.95
Part C	Net Profit (Part A (1) minus Part B (2) total)			13,998.05
Part D	Allowance to Host School - Maximum 15% for rental and incidental expenses unless otherwise approved by majority vote		2,099.71	
Part E	Profit Subject to Division by Schools (Part C minus Part D)			11,898.36

LIST BELOW INDIVIDUAL AMOUNTS FOR DISTRICT TOURNAMENT NET PROFITS FROM PART E ABOVE, NOT INCLUDING TRAVEL EXPENSES

School	Amount	School	Amount
East Ridge High School	3966.12		
Pikeville High School	3966.12		
Shelby Valley High School	3966.12		

PAID ATTENDANCE BY SESSIONS (Tickets Sold NOT money received)

BOYS			GIRLS			COMBINED		
Session	Paid		Session	Paid		Session	Paid	
1						1	3803.00	
2						2	4669.00	
3								
4								
5								
6								
7								
Total			Total			Total	8472.00	

**** NOTE ** IF ANY OTHER PLAN FOR THE DIVISION OF TOURNAMENT RECEIPTS IS USED, A MAJORITY VOTE OF THE PARTICIPATING SCHOOLS MUST BE OBTAINED, DOCUMENTED, AND SENT TO THE KHSAA.**

H. Mark Gibson
MANAGER

East Ridge High School
SCHOOL

1-606-835-2811
DAYTIME PHONE

59th DISTRICT BOYS AND GIRLS TOURNAMENT
FEBRUARY 22/24, 2010

CLOCKKEEPER	74.29
PA ANNOUNCER	64.59
CUSTODIANS	300.00
SECURITY	300.00
PARKING	300.00
SCOREKEEPER	60.00
TICKETS/PASSES	190.00
NETS/SCOREBOOKS/BASKETBALLS/VIDEO TAPES	176.90
CHEERLEADING JUDGES	318.20
TOURNAMENT MANAGER	322.95
<hr/>	
TOTAL	2106.93



KHSAA District Basketball Tournament Financial Report
 (return one copy to KHSAA by published deadlines. File separate reports if Girls and Boys
 Tournaments are held separately)

KHSAA Form BK105
 Rev 01/06

APR 26 2010

District # 60 Boys Girls Combined Held at Belfry Dates 2-23, 2-25-10

Part A	REVENUE ITEMS	Price(s)	Receipts	Totals
	Ticket Sales <u>5.00 Gen Adm 6.00 Res</u>		<u>6,531.00</u>	
	Broadcasting		<u>-</u>	
	Sponsorship		<u>10,000.00</u>	
	TOTAL REVENUE (1)			<u>16,531.00</u>

Part B	EXPENSE ITEMS	Expenses	Totals
	Game Officials	<u>780</u>	
	Trophies	<u>1644.67</u>	
	Travel for Participating Teams	<u>-</u>	
	Other Itemized Expenses approved in advance by majority vote of schools in tournament (provide separate listing or list on back of this form)	<u>1768.60</u>	
	TOTAL EXPENSES (2)		<u>4193.27</u>

Part C	Net Profit (Part A (1) minus Part B (2) total)		<u>11,599.73</u>
--------	--	--	-------------------------

Part D	Allowance to Host School - Maximum 15% for rental and incidental expenses unless otherwise approved by majority vote		<u>1,739.95</u>
--------	--	--	-----------------

Part E	Profit Subject to Division by Schools (Part C minus Part D)		<u>9,859.78</u>
--------	---	--	------------------------

LIST BELOW INDIVIDUAL AMOUNTS FOR DISTRICT TOURNAMENT NET PROFITS FROM PART E ABOVE, NOT INCLUDING TRAVEL EXPENSES

School	Amount	School	Amount
<u>Belfry</u>	<u>3,286.59</u>		
<u>Phelps</u>	<u>3,286.59</u>		
<u>Pike Central</u>	<u>3,286.59</u>		

PAID ATTENDANCE BY SESSIONS (Tickets Sold NOT money received)

BOYS		GIRLS		COMBINED	
Session	Paid	Session	Paid	Session	Paid
1				1	<u>556</u>
2				2	<u>592</u>
3					
4					
5					
6					
7					
Total		Total		Total	<u>1,148</u>

**** NOTE ** IF ANY OTHER PLAN FOR THE DIVISION OF TOURNAMENT RECEIPTS IS USED, A MAJORITY VOTE OF THE PARTICIPATING SCHOOLS MUST BE OBTAINED, DOCUMENTED, AND SENT TO THE KHSAA.**

Philip Haywood Belfry 606-237-3900
 MANAGER SCHOOL DAYTIME PHONE

(over)

Itemized List

Cheer Judges 304

Custodial ,Law enforcement, Parking 900

Tourn. Manager 300

Timer 60

PA 60

4 nets 48

2 game balls 79.90

2 scorebooks 16.70

Total 1768.60



KHSAA District Basketball Tournament Financial Report
 (return one copy to KHSAA by published deadlines. File separate reports if Girls and Boys
 Tournaments are held separately)

KHSAA Form BK105
Rev 01/06

District # 61 Boys Girls Combined Held at Fleming Co. High School Dates 3/22-3/26

Part A	REVENUE ITEMS	Price(s)	Receipts	Totals
	Ticket Sales	5.00	\$14,245.00	
	Broadcasting			
	Sponsorship			
	TOTAL REVENUE (1)			\$14,245.00
Part B	EXPENSE ITEMS		Expenses	
	Game Officials		\$1,332.00	
	Trophies		\$1,285.96	
	Travel for Participating Teams			
	Other Itemized Expenses approved by majority vote of schools in tournament (provide separate listing or list on back of this form)		Mgt. \$150.00 Cheer Judges \$289.40	
	TOTAL EXPENSES (2)			\$3,057.36
Part C	Net Profit (Part A (1) minus Part B (2) total)			\$11,187.64
Part D	Allowance to Host School - Maximum 15% for rental and incidental expenses unless otherwise approved by majority vote		\$1,678.17	
Part E	Profit Subject to Division by Schools (Part C minus Part D)			\$9,509.47

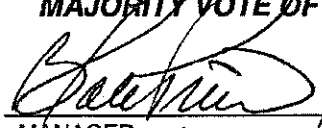
LIST BELOW INDIVIDUAL AMOUNTS FOR DISTRICT TOURNAMENT NET PROFITS FROM PART E ABOVE, NOT INCLUDING TRAVEL EXPENSES


School	Amount	School	Amount
Bath County High School	\$2,377.37		
Fleming County High School	\$2,377.36		
Menifee County High School	\$2,377.37		
Rowan County High School	\$2,377.37		


PAID ATTENDANCE BY SESSIONS (Tickets Sold NOT money received)

BOYS			GIRLS			COMBINED	
Session	Paid		Session	Paid		Session	Paid
1				529			
2	1126						
3				401			
4	793						
5							
6							
7							
Total	1919		Total	930		Total	

**** NOTE ** IF ANY OTHER PLAN FOR THE DIVISION OF TOURNAMENT RECEIPTS IS USED, A MAJORITY VOTE OF THE PARTICIPATING SCHOOLS MUST BE OBTAINED, DOCUMENTED, AND SENT TO THE KHSAA.**


 MANAGER *Athletic Director*


 SCHOOL *Fleming Co. High School*


 DAYTIME PHONE *606-245-5851*



KHSAA District Basketball Tournament Financial Report
 (return one copy to KHSAA by published deadlines. File separate reports if Girls and Boys
 Tournaments are held separately)

KHSAA Form BK105
Rev 01/06

District # 62 Boys Girls Combined X Held at MORGAN COUNTY Dates 2/22-26

Part A	REVENUE ITEMS	Price(s)	Receipts	Totals
	Ticket Sales	\$7.00 & \$5.00	2077	\$13,647.00
	Broadcasting		-0-	
	Sponsorship		\$1,500	
	TOTAL REVENUE (1)			\$13,147.00
Part B	EXPENSE ITEMS		Expenses	
	Game Officials		\$1,329.00	
	Trophies		\$651.00	
	Travel for Participating Teams		-0-	
	Other Itemized Expenses approved by majority vote of schools in tournament (provide separate listing or list on back of this form)		Parking \$550 Timer \$150 Scorer \$150 Public Add. \$150 Tourn. Mgr. \$250 Asst. Mgr. \$100 Signs \$180 Dist. Mtg. \$300	
	TOTAL EXPENSES (2)			\$3,760.00
Part C	Net Profit (Part A (1) minus Part B (2) total)			\$9,387.00
Part D	Allowance to Host School - Maximum 15% for rental and incidental expenses unless otherwise approved by majority vote		\$1,408.00	
Part E	Profit Subject to Division by Schools (Part C minus Part D)			\$7,979.00

LIST BELOW INDIVIDUAL AMOUNTS FOR DISTRICT TOURNAMENT NET PROFITS FROM PART E ABOVE, NOT INCLUDING TRAVEL EXPENSES

School	Amount	School	Amount
East Carter High School	\$1,994.75	Elliott County High School	\$1,994.75
Morgan County High School	\$1,994.75	West Carter High School	\$1,994.75

PAID ATTENDANCE BY SESSIONS (Tickets Sold NOT money received)

BOYS		GIRLS		COMBINED	
Session	Paid	Session	Paid	Session	Paid
1				2/22/10	440
2				2/23/10	511
3		2/24/10	319		
4. 2/25/10	807				
5					
6					
7					
Total	807	Total	319	Total	951

Chris Trusty
MANAGER

Morgan County
SCHOOL

606-743-8052
DAYTIME PHONE



KHSAA District Basketball Tournament Financial Report
 (return one copy to KHSAA by published deadlines. File separate reports if Girls and Boys
 Tournaments are held separately)

KHSAA Form BK105
Rev 01/06

District # 63 Boys Girls Combined x Held at Russell High School Dates Feb 22-26

Part A	REVENUE ITEMS	Price(s)	Receipts	Totals
	Ticket Sales	\$6.00	\$17604.00	
	Broadcasting		\$225.00	
	Sponsorship		\$2500.00	
	TOTAL REVENUE (1)			\$20,329.00
Part B	EXPENSE ITEMS		Expenses	
	Game Officials		\$1234.00	
	Trophies		\$944.29	
	Travel for Participating Teams		0	
	Other Itemized Expenses approved by majority vote of schools in tournament (provide separate listing or list on back of this form)		\$2165.00 attached	
	TOTAL EXPENSES (2)			\$4343.29
Part C	Net Profit (Part A (1) minus Part B (2) total)			\$15,985.71
Part D	Allowance to Host School - Maximum 15% for rental and incidental expenses unless otherwise approved by majority vote		\$2397.00	
Part E	Profit Subject to Division by Schools (Part C minus Part D)			\$13,588.71

LIST BELOW INDIVIDUAL AMOUNTS FOR DISTRICT TOURNAMENT NET PROFITS FROM PART E ABOVE, NOT INCLUDING TRAVEL EXPENSES

School	Amount	School	Amount
Lewis County	\$3397.00		
Greenup County	\$3397.00		
Raceland	\$3397.00		
Russell	\$3397.00		

PAID ATTENDANCE BY SESSIONS (Tickets Sold NOT money received)

BOYS			GIRLS			COMBINED	
Session	Paid		Session	Paid		Session	Paid
1						1	874
2						2	704
3						3	1356
4							
5							
6							
7							
Total			Total			Total	2934

**** NOTE ** IF ANY OTHER PLAN FOR THE DIVISION OF TOURNAMENT RECEIPTS IS USED, A MAJORITY VOTE OF THE PARTICIPATING SCHOOLS MUST BE OBTAINED, DOCUMENTED, AND SENT TO THE KHSAA.**

Sam Sparks
MANAGER

Russell High School
SCHOOL

606-836-9658
DAYTIME PHONE

Julian Tackett

Jerry Klaiber KTC



KHSAA District Basketball Tournament Financial Report
 (return one copy to KHSAA by published deadlines. File separate reports if Girls and Boys Tournaments are held separately)

KHSAA Form BK105
 Rev 01/06

District # 64 Boys Girls Combined Held at Rose Hill Christian Dates 3/22 - 3/25/10

Part A	REVENUE ITEMS	Price(s)	Receipts	Totals
	Ticket Sales	5.00	3,475.00	
	Broadcasting		50.00	
	Sponsorship			
	TOTAL REVENUE (1)			3,525.00
Part B	EXPENSE ITEMS		Expenses	
	Game Officials		612.00	
	Trophies		182.66	
	Travel for Participating Teams		-	
	Other Itemized Expenses approved in advance by majority vote of schools in tournament (provide separate listing or list on back of this form)		500.00	
	TOTAL EXPENSES (2)			- 1294.66
Part C	Net Profit (Part A (1) minus Part B (2) total)			2230.34
Part D	Allowance to Host School - Maximum 15% for rental and incidental expenses unless otherwise approved by majority vote		334.55	
Part E	Profit Subject to Division by Schools (Part C minus Part D)			1895.79

LIST BELOW INDIVIDUAL AMOUNTS FOR DISTRICT TOURNAMENT NET PROFITS FROM PART E ABOVE, NOT INCLUDING TRAVEL EXPENSES

School	Amount	School	Amount
Ashland	473.95		
Boyd County	473.95		
Fairview	473.95		
Rose Hill Christian	473.94		

PAID ATTENDANCE BY SESSIONS (Tickets Sold NOT money received)

BOYS		GIRLS		COMBINED	
Session	Paid	Session	Paid	Session	Paid
1			138		
2			239		
3			318		
4					
5					
6					
7					
Total		Total	695	Total	

**** NOTE ** IF ANY OTHER PLAN FOR THE DIVISION OF TOURNAMENT RECEIPTS IS USED, A MAJORITY VOTE OF THE PARTICIPATING SCHOOLS MUST BE OBTAINED, DOCUMENTED, AND SENT TO THE KHSAA.**

Jerry Klaiber
 MANAGER

Rose Hill Christian
 SCHOOL

(606) 324-6105
 DAYTIME PHONE



KHSAA District Basketball Tournament Financial Report
 (return one copy to KHSAA by published deadlines. File separate reports if Girls and Boys
 Tournaments are held separately)

KHSAA Form BK105
Rev 01/06

MAR - 8 2010

District # 64 Boys Girls Combined Held at Boyd Co. Middle School Dates Feb. 24 & 26, 2010

Part A	REVENUE ITEMS	Price(s)	Receipts	Totals
	Ticket Sales	\$ 5.00	\$ 6,990.00	
	Broadcasting		100.00	
	Sponsorship			
	TOTAL REVENUE (1)			\$ 7,090.00
Part B	EXPENSE ITEMS		Expenses	
	Game Officials		\$ 420.00	
	Trophies		153.88	
	Travel for Participating Teams		0.00	
	Other Itemized Expenses approved by majority vote of schools in tournament (provide separate listing or list on back of this form)		\$ 1,270.00	
	TOTAL EXPENSES (2)			\$ 1,843.88
Part C	Net Profit (Part A (1) minus Part B (2) total)			\$ 5,246.12
Part D	Allowance to Host School - Maximum 15% for rental and incidental expenses unless otherwise approved by majority vote		\$ 786.92	
Part E	Profit Subject to Division by Schools (Part C minus Part D)			\$ 4,459.20

LIST BELOW INDIVIDUAL AMOUNTS FOR DISTRICT TOURNAMENT NET PROFITS FROM PART E ABOVE, NOT INCLUDING TRAVEL EXPENSES

School	Amount	School	Amount
Ashland Blazer High School	\$ 1,486.40		
Boyd Co. High School	\$ 1,486.40		
Fairview High School	\$ 1,486.40		

PAID ATTENDANCE BY SESSIONS (Tickets Sold NOT money received)

BOYS			GIRLS			COMBINED		
Session	Paid		Session	Paid		Session	Paid	
1	416							
2	982							
3								
4								
5								
6								
7								
Total	1,398		Total			Total		

**** NOTE ** IF ANY OTHER PLAN FOR THE DIVISION OF TOURNAMENT RECEIPTS IS USED, A MAJORITY VOTE OF THE PARTICIPATING SCHOOLS MUST BE OBTAINED, DOCUMENTED, AND SENT TO THE KHSAA.**

David R. Bayes
 David R. Bayes
 MANAGER

Boyd Co. High School
 SCHOOL

(606) 928-7101
 DAYTIME PHONE

2010 Boys 64th District Basketball Tournament

Security	\$330.00
Official Score Keeper	\$40.00
Official Timer	\$40.00
PA	\$40.00
Parking	\$100.00
Custodial	\$300.00
Ticket Sellers/Pass Gate	\$200.00
Tournament Manager	\$200.00
Printing	\$20.00

TOTAL \$1,270.00



David R. Bayes
Tournament Manager